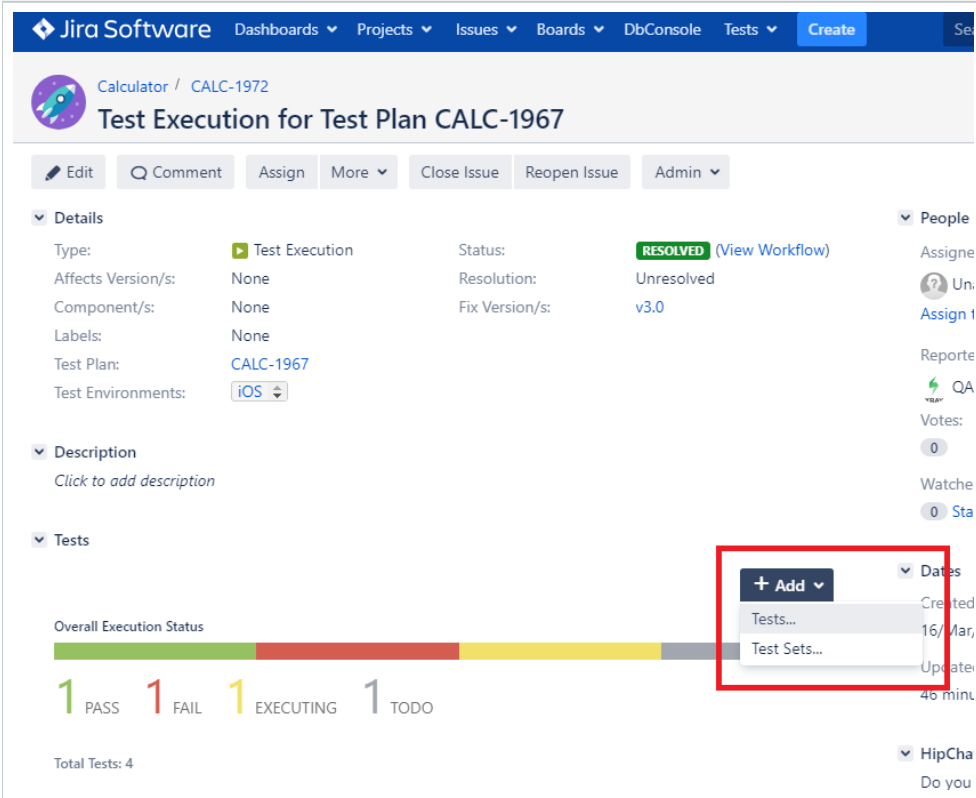


# Issue Picker Dialog

- [Select Tab](#)
- [Search Tab](#)
  - [Filters](#)
- [JQL Tab](#)
- [Add Selected/ Add All](#)

The Xray issue picker dialog is often used in the issue view page when you need to search for other issues to add, link or associate to.



From R3.4.0 the Xray issue picker dialog had major improvements, it now features:

- Three ways of picking the issues, using the Select, Search or JQL tabs.
- The Search tab view (previously very similar to Jira basic issue search) has been reorganised, the filters are now displayed on the left side and issue results table on the right.
- The dialog area as also been increased in size and the results table can now display more issues.

# Issue Picker Dialog

- [Select Tab](#)
- [Search Tab](#)
- [JQL Tab](#)
- [Add Selected/ Add All](#)



### Please Note

The most advanced format of the Issue Picker Dialogue is the one presented when you add Tests or Test Sets to a Test Execution.

In this specific case before adding the selected tests you can define the execution assignee by using the upper right corner **Assignee dropdown**, which provides you a suggestions list with the *user type* fields found in the tests.

If you choose one of these fields for example the "Test Reporter" field, the assignee of the resultant Test Run will be the user set in the Test Reporter field of the respective test.

**Add Tests to Test Execution CALC-1976**

Assignee Issue Assignee

Select **Search** JQL

Filter(s)

Project  
Calculator (CALC)

Test Type

Choose the Test Type

Contains text

Choose the search criteria using the filters on the left panel and press search.

Clear Search

☒ Hide Tests in non-executable Statuses Cancel

Notice the setting for ignoring Tests in non-executable statuses at the bottom-left side.

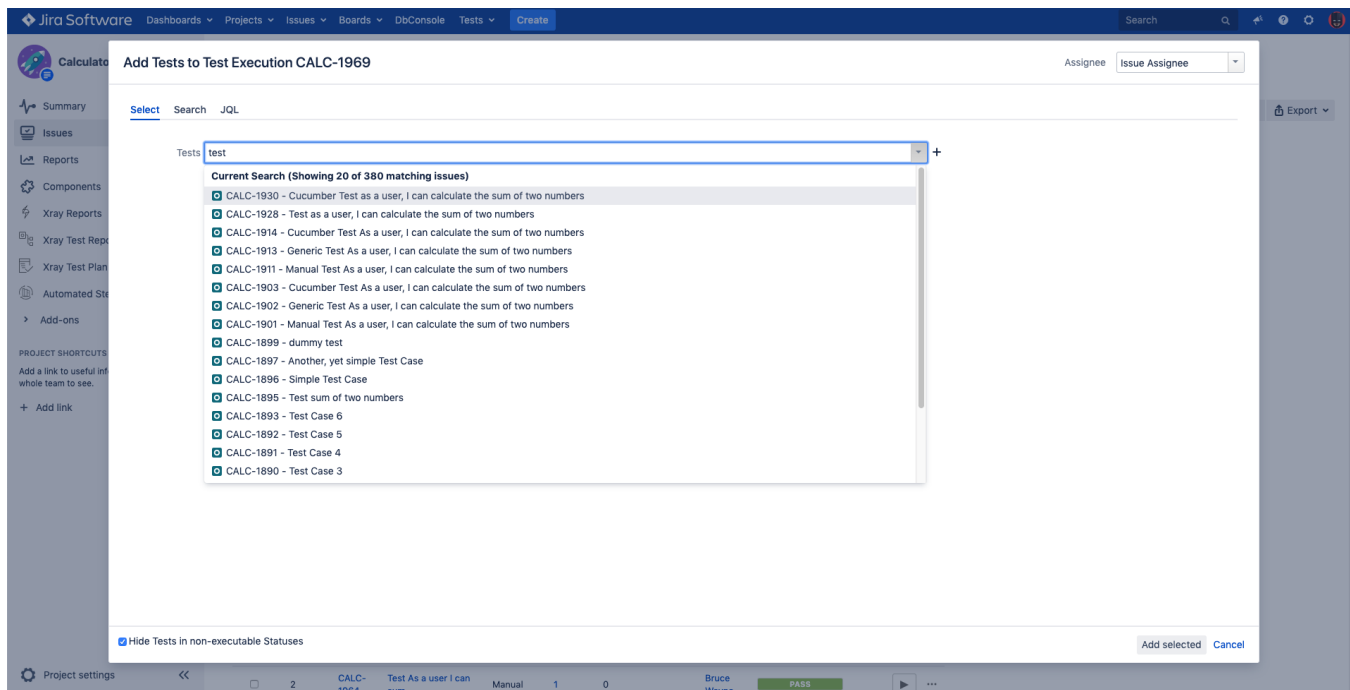
By default it will be selected, therefore restricting the shown Tests available for adding accordingly to the configuration "Miscellaneous > Workflow Status > Disallow executions of Tests with workflow statuses".

## Select Tab

This tab provides you an issue selector with a suggested list of recent issues or you can search by the text contained in the Summary.

**How to** add issues using the **Select** tab:

- Input the desired Test **Issue Key** on the **Tests** field.
- Click on the **Down Arrow** on the Tests field and select the Test from its **History Search** list.
- Click on the **+** button which will prompt an **Issue Selector** Pop-Up.
- Click on the **Search** tab to use the **Find Jira issues** browser.



## Search Tab

How to add issues using the **Search** tab:

**Search Test Issues** - In order to search for Tests to be associated, you can, under the **Search** tab:

- Browse for the desired Test **Project**, **Type** or terms it **Contains**.
- Click on the **More** button to add more browse fields such as **Label**, **Test Set**, **Test Set Fix Version**, **Requirement**, **Requirement Fix Version**, **Saved Filter** and **Workflow Status**.
- Click on the **Magnifier** button after filling out the browse fields to get a list of matching entries

## Filters

You can search for issues using the various filters Xray provides.

In this tab, you will find a "Filter(s)" button that allows you to add and remove searchable fields that are available for the Issue Type being searched, and in Jira's global context. Any other custom field that is not available in the Jira global context (i.e. not available for all Projects) must be searched using the JQL tab.

Jira Software

Dashboards

Projects

Issues

Boards

DbConsole

Tests

Create

Search

Q

Calcul

Summary

Issues

Reports

Component

Xray Report

Xray Test R

Xray Test P

Automated

Add-ons

PROJECT SHORTCUTS

Add a link to useful whole team to see.

+ Add link

Add Tests to Test Execution CALC-1969

Assignee

Issue Assignee

Select

Search

JQL

Filter(s)

Project

Calculator (CALC) x

Test Type

Choose the Test Type

Contains text

Clear

Search

Hide Tests in non-executable Statuses

Cancel

Rank

Key

Summary

Test Type


#Req

#Def

Test Sets

Assignee

Status



Choose the search criteria using the filters on the left panel and press search.

Jira Software

Dashboards

Projects

Issues

Boards

DbConsole

Tests

Create

Search

Q

Calcul

Summary

Issues

Reports

Component

Xray Report

Xray Test R

Xray Test P

Automated

Add-ons

PROJECT SHORTCUTS

Add a link to useful whole team to see.

+ Add link

Add Tests to Test Execution CALC-1969

Assignee

Issue Assignee

Select

Search

JQL

Filter(s)

Search

Fields

☒ Summary

☐ Status

☐ Priority

☐ Resolution

☐ Creator

☐ Affects Version

☐ Fix Version

☐ Component

Project

Calculator (CALC) x

Test Type

Choose the Test Type

Contains text

Summary

Clear

Search

Hide Tests in non-executable Statuses

Cancel

Rank

Key

Summary

Test Type


#Req

#Def

Test Sets

Assignee

Status



Choose the search criteria using the filters on the left panel and press search.

**Add Tests to Test Execution CALC-1969** Assignee: Issue Assignee

Select Search JQL

Filter(s) ▼

Project: Calculator (CALC) ×

All Projects

Cloud CRM (CCRM)

X Project (XP)

Contains text

Summary

Choose the search criteria using the filters on the left panel and press search.

Clear Search

☒ Hide Tests in non-executable Statuses Cancel

When you are done selecting the field to be searched, you can click on the "Search" button below. The results will be displayed in the right section of the page in a table format.

**Add Tests to Test Execution CALC-1969** Assignee: Issue Assignee

Select Search JQL

Filter(s) ▼

Project: Calculator (CALC) ×

Test Type: Manual ×

Choose the Test Type

Contains text

Summary: test

Status: Open ×

Priority

Creator

Affects Version

Clear Search

☒ Hide Tests in non-executable Statuses

Columns ▼

<input type="checkbox"/>	Issue Type	Key	Summary	Test Type
<input type="checkbox"/>	Test	CALC-700	Test	Manual
<input type="checkbox"/>	Test	CALC-1684	Test_Test	Manual
<input type="checkbox"/>	Test	CALC-1677	Test_Test	Manual
<input type="checkbox"/>	Test	CALC-1664	Test_Test	Manual
<input type="checkbox"/>	Test	CALC-1654	Test_Test	Manual
<input type="checkbox"/>	Test	CALC-304	test the test	Manual
<input type="checkbox"/>	Test	CALC-1899	dummy test	Manual
<input type="checkbox"/>	Test	CALC-1132	empty test	Manual
<input type="checkbox"/>	Test	CALC-221	Cucumber Test	Manual
<input type="checkbox"/>	Test	CALC-223	Cucumber Test	Manual

Showing 1 to 10 of 162 entries First Previous 1 2 3 4 5 Next Last

☒ Hide Tests in non-executable Statuses Add selected Add all (162) Cancel

In this results table, you can also select what columns you want to see. Just like in the "Filter(s)" button, the "Columns" button allows you to add or remove any column you want.

**Add Tests to Test Execution CALC-1969**

Assignee: Issue Assignee

Select Search JQL

Filter(s)

Project: Calculator (CALC) x

Test Type: Manual x

Choose the Test Type

Contains text

Summary: test

Status: Open x

Priority

Creator

Affects Version

Clear Search

Showing 1 to 10 of 162 entries

First Previous 1 2 3 4 5 Next Last

Columns

Search

Restore Defaults

☒ Issue Type

☒ Key

☒ Summary

☒ Test Type

☐ Affects Version/s

☐ Age

☐ Component/s

☐ Created

Done Cancel

☒ Hide Tests in non-executable Statuses

Add selected Add all (162) Cancel

Issue Type	Key	Summary
<input type="checkbox"/>	CALC-700	Test
<input type="checkbox"/>	CALC-1684	Test_Test
<input type="checkbox"/>	CALC-1677	Test_Test
<input type="checkbox"/>	CALC-1664	Test_Test
<input type="checkbox"/>	CALC-1654	Test_Test
<input type="checkbox"/>	CALC-304	test the test
<input type="checkbox"/>	CALC-1899	dummy test
<input type="checkbox"/>	CALC-1132	empty test
<input type="checkbox"/>	CALC-221	Cucumber Test
<input type="checkbox"/>	CALC-223	Cucumber Test

After selecting/removing the columns you want to see, simply click "Done" and the results table will re-generated. If you ever want or need to revert to the default columns, you can click on the "Restore Defaults" link available in the Columns button.

### Performance Impact

Please note that having too many columns may have a negative impact on the time needed to generate the Results Table.

**Add Tests to Test Execution CALC-1969**

Assignee: Issue Assignee

Select Search JQL

Filter(s)

Project: Calculator (CALC) x

Test Type: Manual x

Choose the Test Type

Contains text

Summary: test

Status: Open x

Priority

Creator

Affects Version

Clear Search

Showing 1 to 10 of 162 entries

First Previous 1 2 3 4 5 Next Last

Columns

Issue Type	Key	Summary	Test Type	Affects Version/s	Created
<input type="checkbox"/>	CALC-700	Test	Manual		15/Nov/16
<input type="checkbox"/>	CALC-1684	Test_Test	Manual		13/Dec/17
<input type="checkbox"/>	CALC-1677	Test_Test	Manual		13/Dec/17
<input type="checkbox"/>	CALC-1664	Test_Test	Manual		12/Dec/17
<input type="checkbox"/>	CALC-1654	Test_Test	Manual		07/Dec/17
<input type="checkbox"/>	CALC-304	test the test	Manual		02/Mar/16
<input type="checkbox"/>	CALC-1899	dummy test	Manual		30/Jan/18
<input type="checkbox"/>	CALC-1132	empty test	Manual		29/Mar/17
<input type="checkbox"/>	CALC-221	Cucumber Test	Manual		12/Feb/16
<input type="checkbox"/>	CALC-223	Cucumber Test	Manual		12/Feb/16

☒ Hide Tests in non-executable Statuses

Add selected Add all (162) Cancel

If you wish, you may sort the entries in the results table by a given field: when you have a sortable field as a column in the table, you can click on the field/column name and all results will be sorted in ascending order; click it again to sort them in descending order.

The screenshot shows the 'Add Tests to Test Execution CALC-1969' interface in Jira Software. The 'Columns' dropdown is open, and the 'Created' column is highlighted with a red circle. The table displays 10 entries with the following columns: Issue Type, Key, Summary, Test Type, Affects Version/s, and Created. The 'Created' column header has a small upward arrow icon next to it, indicating it is sortable.

Issue Type	Key	Summary	Test Type	Affects Version/s	Created
Manual	CALC-83	ad hoc test	Manual		29/May/15
Manual	CALC-94	Test the sum of 2 numbers	Manual		09/Jul/15
Manual	CALC-221	Cucumber Test	Manual		12/Feb/16
Manual	CALC-223	Cucumber Test	Manual		12/Feb/16
Manual	CALC-251	Gen Test	Manual		12/Feb/16
Manual	CALC-250	Generic Test	Manual		12/Feb/16
Manual	CALC-255	Test Scientific Mode	Manual		12/Feb/16
Manual	CALC-246	Test the sum of 2 numbers	Manual		12/Feb/16
Manual	CALC-243	Generic Test	Manual		12/Feb/16
Manual	CALC-237	Automated Test	Manual		12/Feb/16

You can also re-order the columns in the results table by dragging the column name to the desired place.

Finally, in order to add issues, you can select the issues you want by clicking on the respective checkbox and then by picking the "Add selected" button in the bottom left of the screen. If you want to add all issues, simply select the "Add all" button.

Please note that the issues will be added by the order that they were selected.

The screenshot shows the 'Add Tests to Test Execution CALC-1969' interface in Jira Software. The 'Add selected' button is highlighted with a red box. The table displays 10 entries with the following columns: Issue Type, Key, Summary, Test Type, Affects Version/s, and Created. The 'Add selected' button is located at the bottom right of the interface.

Issue Type	Key	Summary	Test Type	Affects Version/s	Created
Manual	CALC-1945	manual empty	Manual		14/Mar/18
Cucumber	CALC-1936	dasdasd	Cucumber		13/Mar/18
Cucumber	CALC-1930	Cucumber Test as a user, I can calculate the sum of two numbers	Cucumber		13/Feb/18
Manual	CALC-1928	Test as a user, I can calculate the sum of two numbers	Manual		13/Feb/18
Cucumber	CALC-1914	Cucumber Test As a user, I can calculate the sum of two numbers	Cucumber		31/Jan/18
Generic	CALC-1913	Generic Test As a user, I can calculate the sum of two numbers	Generic		31/Jan/18
Manual	CALC-1911	Manual Test As a user, I can calculate the sum of two numbers	Manual		31/Jan/18
Cucumber	CALC-1903	Cucumber Test As a user, I can calculate the sum of two numbers	Cucumber		31/Jan/18
Generic	CALC-1902	Generic Test As a user, I can calculate the sum of two numbers	Generic		31/Jan/18
Manual	CALC-1901	Manual Test As a user, I can calculate the sum of two numbers	Manual		31/Jan/18

## JQL Tab

If you need more flexibility, you can also search using Jira's native JQL.

**Add Tests to Test Execution CALC-1969**

Assignee: Issue Assignee

Select Search **JQL**

JQL Search  
project = Calculator and "Test Type" = Manual

Search

Columns

<input type="checkbox"/>	Issue Type	Key	Summary	Test Type	Affects Version/s	Created
<input type="checkbox"/>	Manual	CALC-1945	manual empty	Manual		14/Mar/18
<input type="checkbox"/>	Manual	CALC-1928	Test as a user, I can calculate the sum of two numbers	Manual		13/Feb/18
<input type="checkbox"/>	Manual	CALC-1911	Manual Test As a user, I can calculate the sum of two numbers	Manual		31/Jan/18
<input type="checkbox"/>	Manual	CALC-1901	Manual Test As a user, I can calculate the sum of two numbers	Manual		31/Jan/18
<input type="checkbox"/>	Manual	CALC-1899	dummy test	Manual		30/Jan/18
<input type="checkbox"/>	Manual	CALC-1897	Another, yet simple Test Case	Manual		17/Jan/18
<input type="checkbox"/>	Manual	CALC-1896	Simple Test Case	Manual		17/Jan/18
<input type="checkbox"/>	Manual	CALC-1895	Test sum of two numbers	Manual		17/Jan/18
<input type="checkbox"/>	Manual	CALC-1893	Test Case 6	Manual		17/Jan/18
<input type="checkbox"/>	Manual	CALC-1892	Test Case 5	Manual		17/Jan/18

Showing 1 to 10 of 289 entries

First Previous 1 2 3 4 5 Next Last

Hide Tests in non-executable Statuses

Add selected Add all (289) Cancel

Everything you can do in the Results Table in the Search Tab, you can also do here: Add/Remove Columns, Order the results, Re-ordering columns and picking the issues selected by clicking on the issue's checkboxes. For more information, please read more about these features in the section above.

## Add Selected/ Add All

Xray allows you to add selected issues, or all issues, returned by clicking on the highlighted buttons.

**Add Tests to Test Execution CALC-1969**

Assignee: Issue Assignee

Select Search **JQL**

Filter(s)

Project: Calculator (CALC) x

Test Type: [Dropdown]

Choose the Test Type

Contains text

Search

<input type="checkbox"/>	Issue Type	Summary	Key	Test Type	Affects Version/s	Created
<input type="checkbox"/>	Manual	manual empty	CALC-1945	Manual		14/Mar/18
<input type="checkbox"/>	Manual	dasdasd	CALC-1936	Cucumber		13/Mar/18
<input type="checkbox"/>	Cucumber	Cucumber Test as a user, I can calculate the sum of two numbers	CALC-1930	Cucumber		13/Feb/18
<input type="checkbox"/>	Manual	Test as a user, I can calculate the sum of two numbers	CALC-1928	Manual		13/Feb/18
<input type="checkbox"/>	Cucumber	Cucumber Test as a user, I can calculate the sum of two numbers	CALC-1914	Cucumber		31/Jan/18
<input type="checkbox"/>	Generic	Generic Test As a user, I can calculate the sum of two numbers	CALC-1913	Generic		31/Jan/18
<input type="checkbox"/>	Manual	Manual Test As a user, I can calculate the sum of two numbers	CALC-1911	Manual		31/Jan/18
<input type="checkbox"/>	Cucumber	Cucumber Test As a user, I can calculate the sum of two numbers	CALC-1903	Cucumber		31/Jan/18
<input type="checkbox"/>	Generic	Generic Test As a user, I can calculate the sum of two numbers	CALC-1902	Generic		31/Jan/18
<input type="checkbox"/>	Manual	Manual Test As a user, I can calculate the sum of two numbers	CALC-1901	Manual		31/Jan/18

Showing 1 to 10 of 552 entries

First Previous 1 2 3 4 5 Next Last

Clear Search

Hide Tests in non-executable Statuses

Add selected Add all (552) Cancel

