

Xray 3.2.0 Release Notes

24 October 2018

The Xray team is proud to announce the release of **Xray 3.2.0**.

The main feature of this version is the [Automated Steps Library](#) for [Gherkin Tests](#), a central place to easily manage and refactor all the Cucumber steps used in the context of a given project. In addition, autocomplete and filtering on the steps make editing of Cucumber Scenarios/Backgrounds easier.

We also included integration with [Apwide Golive](#), an app that leverages the power of Test Environments.

As people use more and more the hierarchical test organization using the [Test Repository](#) and the [Test Plan Board](#), a new flattened view facilitates the visualization and selection of Tests.

There are also improvements in the [HP ALM/QC migration tool](#), several architectural changes for increased performance and much more.

Discover the key features below 😊

- [Upgrading to Xray 3.2.0](#)
 - [Automated Steps Library](#) and enhanced editing of Cucumber Tests/Pre-Conditions
 - [Integration with Apwide Golive](#) (previously "Apwide Test Environment Manager")
 - [New gadgets: Requirements List and Overall Test Results](#)
 - [Flat View for Test Repository and Test Plan Board](#)
 - [Performance improvements](#)
 - [Email Notifications for changes on the specifications of Tests and Pre-Conditions](#)
 - [New documentation: Tutorials, Tips and Tricks](#)
- [And more...](#)
 - [New Features and Bug Fixes in this release](#)

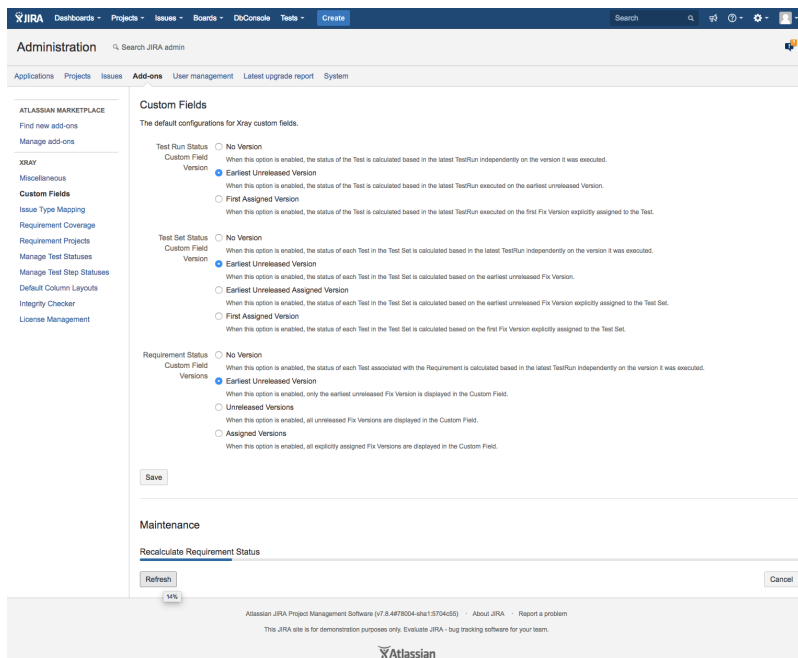
[Download the latest version](#)

Upgrading to Xray 3.2.0

From Xray 3.2.0, the amount of information indexed by Jira's Lucene framework has increased. In order to not increase the index time, Xray is now pre-calculating this data so when re-indexing there is less calculation to be done.

Whenever installing Xray 3.2.0 the first time, this implies that an upgrade task must run to pre-calculate historical data. This action is a one time action and it will run in the background, so that Xray is still available during upgrade. However, this process may be long and heavy depending on the Jira instance size and thus we recommend to perform the upgrade at off peak times.

In order to manage this calculation, Xray provides a panel inside "Custom Field" preferences page from where you can stop, start and follow progress of it.



After installing version 3.2.0 of Xray, a **re-index** operation of your Jira instance is required so that the internal data becomes searchable and usable by Xray.

Downgrading from Xray 3.2.x

Downgrading from Xray 3.2.x implies that you must perform a re-index afterwards. This is because from Xray 3.2.0 onwards, the content and format of what Xray indexes has changed.

Release highlights

Automated Steps Library and enhanced editing of Cucumber Tests/Pre-Conditions

If you've adopted BDD and Cucumber, the number of Cucumber Scenarios/Backgrounds will increase as your project grows. Since Cucumber steps can, and shall, be used across different test specifications, you may need to do some refactoring on your existing steps to avoid duplicates and foster reusability.

The Automated Steps Library provides a central place to view and manage all the Cucumber steps used in the context of a given project. This will allow you to classify/label steps, refactor them (update, merge), and quickly identify the entities that use them.

Steps are added automatically to the Automated Steps Library when Tests or Pre-Conditions are created or updated. Once in the library, they can be used to create/update Cucumber Tests/Pre-Conditions, using autocomplete and filtering steps based on labels.

You can now be much more efficient using the enhanced editor for Cucumber based Tests /Pre-Conditions right inside Jira.

Learn more [here](#).

Automated Steps Library for project Calculator

Filter Labels ▾

I have entered <input_2> into the calculator

None

I press <button>

None

I wait 10 seconds

timing

the dish should have food

core

I have a dish with bananas

None

I have entered <input_1> into the calculator

UI core

the result should be <output> on the screen

1 I have entered <input_2> into the calculator

This step is being used in 6 Test(s) or Pre-Condition(s)

Labels

Save

Cancel

Calculator / CALC-2804

Calculator / CALC-2804

Cucumber Test As a user, I can calculate the sum of two numbers

Test Details

Type: Cucumber Scenario Type: Scenario Outline

Scenario:

1 Given I have entered <input_1> into the calculator

2 And I have entered <input_2> into the calculator

3 When I have entered <input_2> into the calculator

4 Then I have a dish with bananas

5 I have entered <input_1> into the calculator

6 Examples:

7 | input_1 | input_2 | button | output |

8 | 20 | 30 | add | 50 |

9 | 2 | 5 | add | 7 |

10 | 0 | 40 | add | 40 |

11 | 4 | 50 | add | 54 |

12 | 5 | 50 | add | 55 |

Autocomplete based on labels... Filter Labels ▾

Press **Ctrl** + **Space** to get step suggestions.

Save

Cancel

Integration with Apwide Golive (previously "Apwide Test Environment Manager")

July Release

SHARED

Edited

Save

...

Details

APP eCommerce

CAT Dev1

CAT Staging

CAT Production

<<

>>

Today

Calendar icon

Settings

Refresh

Zoom in

Zoom out

Full screen

(drag timeline)

July 2018 (W29)

18

19

20

21

22

23

24

25

26

27

28

29

30

eCommerce Dev1

ECOM 3.7

Dev close

eCommerce Staging

ECOM 3.6

Data refresh

DOWN

Deployme

ECOM 3.7

Load testing

SLOW

Go/NoGo

Security scan

SLOW

Go-live

ECP-212 UAT July Release

IN PROGRESS

eCommerce Production

ECOM 2.0

Deployme

ECOM 3.7

Details

Type: Test Execution

Priority: Major

Affects Version/s: ECOM 3.7

Labels: NRT SummerRelease

Test Plan: ECP-213

Test Environments: PAYMENT STAGING ECOMMERCE STAGING

Status: IN PROGRESS (View Workflow)

Resolution: Unresolved

Fix Version/s: None

Description

Perform a full NRT on the new version of our

Tests

Overall Execution Status

2 PASS 1 FAIL 2 EXECUTING

Total Tests: 10

FILTERS

Test Set All Assignee All

eCommerce Staging

Events: show timeline

Status: Up

Application: eCommerce

URL: https://ecom-stg.apwide.c..

Description: STG environment of our new E-commerce platform.

Attributes

servers: 8

Console: https://admin.apwide.com

CPU: Intel Xeon Gold 6154 @ 3.00GHz

Credentials: Eckinox / ER%egs67

Database: Oracle 12.2

Location: Swiss datacenter

OS: Ubuntu 17.10

Owner: support@apwide.com

Team: Red team

Deployments

Status Changes

Version	Deployed	By
ECOM 3.6	2018-10-02 15:15	admin
ECOM 3.5	2018-06-06 07:49	dberclaz

Xray provides you with powerful capabilities to analyze test results and coverage on a per Test Environment basis. You can easily understand how tests and requirements are faring on specific target environments.

To answer the needs of our customers dealing with many Applications and Test Environments, we have built an integration with [Apwide Golive](#), a Jira app with advanced Environment and Release Management functionalities.

On Xray screens, the QA team knows as soon as an Environment becomes unstable or when the wrong version of an application is deployed. Efficiency increases with clickable links to access the Environments and the possibility to book dedicated Environments for test campaigns.

Test Executions and Test Plans are now planned on a Timeline with drag-and-drop and Xray issues dates are automatically updated. Jira filters can be used to obtain a real-time list of bugs that can be tested on a specific environment, taking into consideration the deployed version and the environment status. You can easily understand how tests and requirements are faring on specific target environments.

> [Watch the video.](#)

Learn more [here](#).

New gadgets: Requirements List and Overall Test Results

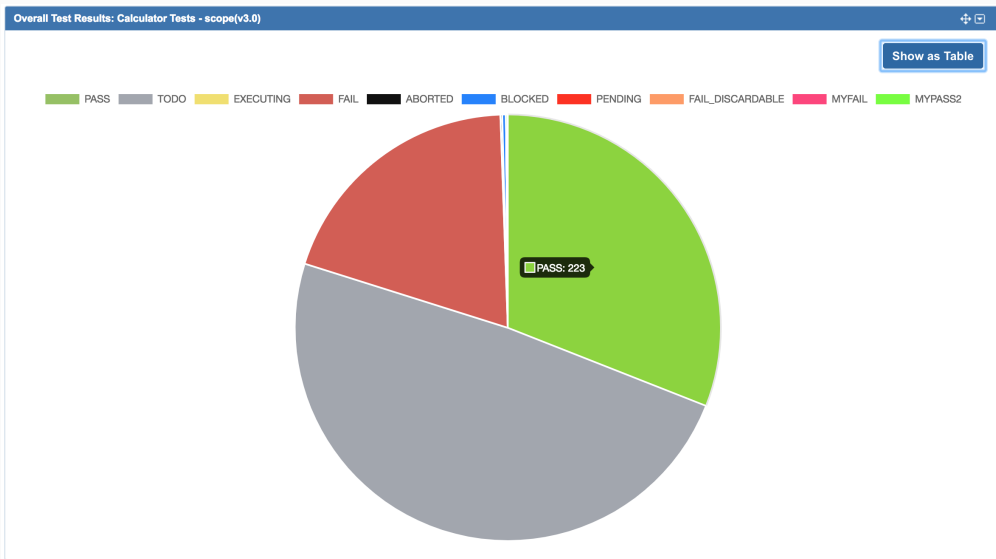
Two new gadgets to track QA progress in your Jira dashboards: Requirements List Gadget and the Overall Test Results Gadget.

The [Requirements List Gadget](#) provides an enhanced list of requirements, including hierarchical information (e.g., Epic > Story), along with completeness information and respective number of Tests, analyzed in the context of some version or Test Plan. This information is similar to the one seen at the end of the page in the [Overall Requirement Coverage Report](#) whenever drilling-down on some requirements.

The [Overall Test Results Gadget](#) provides an overview of the status of Tests, in the context of a version or Test Plan. Thus, you can see the number of Tests that passed or failed, displayed in a pie chart or in a table layout.

Learn more about these and all other gadgets [here](#).

Requirements List: Calculator Requirements - (v3.0)(All Environments)								
Key	Summary	Status	Fix Version	Total	Passed	Failed	Others	Completeness
CALC-2801	As a user, I can calculate the sum of two numbers	OK	v3.0	3	3	0	0	100%
CALC-2797	story1	NOTRUN		1	0	0	1	0%
CALC-2778	As a user, I can calculate the sum of two numbers	OK	v3.0	3	3	0	0	100%
CALC-2769	dummy story1	NOK	v3.0	1	0	1	0	0%
CALC-2743	As a user, I can calculate the sum of two numbers	NOK	v3.0	3	2	1	0	66.7%
CALC-2733	As a user, I can calculate the sum of two numbers	NOK	v3.0	3	2	1	0	66.7%
CALC-2726	As a user, I can calculate the sum of two numbers	NOK	v3.0	3	0	1	2	0%
CALC-2703	arithmetic operations	OK	v3.0	3	3	0	0	100%
CALC-2607	As a user, I can calculate the sum of two numbers Serg	OK	v3.0	3	3	0	0	100%
CALC-2630	As a user, I can calculate the sum of two numbers	NOTRUN	v3.0	4	3	0	1	75%
CALC-2619	story2	OK	v3.0	1	1	0	0	100%



Flat View for Test Repository and Test Plan Board

Test Repository for project Calculator

All (742)

Orphans (79)

Test Repository (663)

components 7 (32)

UI 12 (12)

core 3 (3)

compA 2 (2)

compX 8 (8)

arithmetic ... 3 (3)

core 0 (0)

DV 0 (5)

BI_related 0 (4)

other_tests 576 (576)

Test Repository / components

Filter ▾

Showing 32 of 32 entries

Test Repository / components / core

🔍

🔼

CALC-658

test addition in shell script

GENERIC

OPEN · core · OUTSOURCED

🔍

🔼

CALC-902

Cucumber Test As a user, I can calculate the sum of 2 numbers

CUCUMBER

OPEN · core · None

🔍

🔼

CALC-1988

Another, yet simple Test Case

MANUAL

OPEN · None · None

Test Repository / components / compA

🔍

🔼

CALC-1896

Simple Test Case

MANUAL

OPEN · core · None

🔍

🔼

CALC-1757

Power connector

MANUAL

OPEN · core · A

Test Repository / components / compX

🔍

🔼

CALC-2058

Simple Test Case1

MANUAL

OPEN · core · None

As more and more people use the hierarchical test organization via the [Test Repository](#) and the [Test Plan Board](#), we introduce a new flattened view for easy visualization and selection.

While the default hierarchical view provides a way to see how Tests are organized, the new "Flat View" provides the means to obtain all Tests within a given folder, eventually filter them using some criteria, select a subset of those and then do operations with them, regardless of the folder they're stored in.

Learn more [here](#).

Performance improvements

We're doing ongoing architectural changes that will provide performance benefits across several different areas in future versions. Version 3.2.0 adds some improvements, including the calculation of the Test Plans overall status/progress bar, global and per-folder (in the Board).

Improving performance is an ongoing effort, so expect additional enhancements to come.



Email Notifications for changes on the specifications of Tests and Pre-Conditions

Test Run Assigned	• Current Assignee (Delete)	Add
Test Run Status set to Final	• Current Assignee (Delete)	Add
Precedent Test Run Status set to Final	• Current Assignee (Delete)	Add
Test or Pre-Condition Updated	• Current Assignee (Delete)	Add

We know that the editing of Tests is quite dynamic. Some users want to get notified upon every change in the Test/Pre-Condition specification, while others don't.

Since Test cases are abstracted as Jira issues, you can also have changes on all the standard fields at the issue level.

On the other hand, Jira's notification schemes don't allow you to define notifications on a per-issue-type basis, and you may want to get updates on Stories and Bugs but not on Tests, or vice-versa.

Thus, we have created a specific event that will be triggered whenever the specification of a Test/Pre-Condition is changed, giving you the ability to define notifications for it.

It will be triggered upon:

- adding/removing/updating steps in Manual Tests
- updating the "Generic Test Definition" of Generic Tests
- updating the "Cucumber Scenario" of Cucumber Tests
- updating the "Conditions" of Pre-Conditions.

Learn more [here](#).

New documentation: Tutorials, Tips and Tricks

Welcome to our new area of the triple T: Tutorials, Tips & Tricks 😊

We have created a specific section in our documentation with tutorials, tips, recommendations and some articles so that you deepen your knowledge of Xray.

All available from within one place, easing the task of finding useful information to you.

Learn more [here](#).

And more...


Administration















REST API

Other

<ul style="list-style-type: none"> Maximum selectable Test Runs for bulk operations. Read more here. Metrics: Xray now collects some anonymous usage metrics (e.g., counters) that will allow us to improve Xray for all of you. You can opt-out of this, but we kindly ask that you leave it enabled. Please read our Privacy Policy. 	<ul style="list-style-type: none"> Xray JSON multipart Test Statuses Test Step Statuses Get /Update Test Run assignee Get /Update Test Run executed by 	<ul style="list-style-type: none"> HP ALM/QC Importer: <ul style="list-style-type: none"> support for HTTPS ability to create folder structure in the Test Repository ability to specify the base folder from where Tests will be imported from New branding with new logos. Hope you love it as much as we do! Please see our new website https://www.getxray.app.
--	---	---

New Features and Bug Fixes in this release

Key	Summary	T	Created	P	Status	Resolution
XRAY-997	As a user, when importing execution results with the Xray JSON format, it should be possible to include any JIRA fields just like the JIRA REST API, by using a multipart endpoint		Aug 31, 2016		CLOSED	Fixed
XRAY-2446	As system, I can obtain and update the assignee and the executedby of a Test Run using the REST API		Feb 05, 2018		CLOSED	Fixed
XRAY-2482	As a user, I can see all the Tests within a given folder and sub-folders in the right-side of the Test Repository		Feb 16, 2018		CLOSED	Done
XRAY-2480	As a user, I can see all the Tests within a given folder and sub-folders in the right-side of the Test Plan Board		Feb 15, 2018		CLOSED	Done
XRAY-1198	As a user, I can use a "Overall Test Results" gadget		Dec 30, 2016		CLOSED	Fixed
XRAY-1224	As a user, I can use a Requirements List gadget		Jan 13, 2017		CLOSED	Fixed
XRAY-3138	Update Assets with new logos and images		Aug 29, 2018		CLOSED	Done
XRAY-2690	As a machine, I should be able to get all possible Test Step Statuses		Apr 16, 2018		CLOSED	Fixed
XRAY-2689	As a machine, I should be able to get all possible Test Statuses		Apr 16, 2018		CLOSED	Fixed
XRAY-2688	As a machine, I should be able to get a manual step from a Test Run		Apr 16, 2018		CLOSED	Duplicate
XRAY-2724	As system, notifications can be sent when a Test or a PreCondition is updated		Apr 26, 2018		CLOSED	Fixed
XRAY-3052	As a user, I can import Cucumber steps to the Automated Steps Library on a per project basis, from within the project settings		Aug 01, 2018		CLOSED	Fixed
XRAY-3078	As a system, when a step library step is updated, the Activity and history of issues related to it, must be updated		Aug 09, 2018		CLOSED	Fixed

XRAY-3081	As a user, I can see the complete repository flattened in the root folder of the Test Repository		Aug 09, 2018		CLOSED	Done
XRAY-3083	As a user, I can see the complete repository flattened in the root folder of the Test Plan's Board		Aug 09, 2018		CLOSED	Done
XRAY-3082	As a user, I can use the TeamCity plugin with remote agents		Aug 09, 2018		CLOSED	Fixed
XRAY-2662	As system, Xray must be able to report some basic usage metrics		Apr 05, 2018		CLOSED	Fixed
XRAY-2639	As an administrator, in the HP ALM=>Xray importer, I can optionally choose if the folder structure should be replicated in the Test Repository		Apr 03, 2018		CLOSED	Fixed
XRAY-2638	As an administrator, in the HP ALM=>Xray importer, I can optionally choose the base folder from where Tests should be imported from		Apr 03, 2018		CLOSED	Fixed
XRAY-2627	Integration with "Apwide Test Environment Manager" through the "Apwide-Xray Integration" app		Mar 28, 2018		CLOSED	Fixed

Showing 20 out of 32 issues