

# Xray 7.0.0 Release Notes

June 8th, 2023

The Xray team is proud to announce the release of **Xray 7.0.0**.

This version features **Test case versioning** for Xray Enterprise, test cases evolve when requirements change, or improvements are made to the application under test. Although Xray logs test specification changes in the Jira history, it is not easy to revert to a specific test case version. With **Test case versioning**, you can now create multiple versions of the same test.



- [Upgrade Notes](#)
  - [Upgrading Xray to 7](#)
  - [Downgrading from Xray 7](#)
- [Release highlights](#)
  - [Test Case Versioning](#)
    - [Why Test case versioning?](#)
    - [How does Test case versioning work?](#)
- [Just one more, yet important, thing...](#)
- [All New Features and Bug Fixes in this release](#)

## Upgrade Notes

### Upgrading Xray to 7

**If you are upgrading from a version lower than 3.2**, this implies that an upgrade task will run to pre-calculate historical data. This one-time action will run in the background so that Xray remains available during the upgrade. A **re-index** operation of your Jira instance is required to make the internal data searchable and usable by Xray.



Please be aware that this upgrade task will run immediately after updating Xray. As this operation can take some time and use a considerable amount of server resources, we suggest scheduling the upgrade of Xray outside of business hours. It is always possible to cancel the recalculation operation in the Xray configuration section Custom Fields Maintenance.

**If upgrading from v3.2.x or v3.3.x to v7**, you must recalculate data in the Xray configuration section Custom Fields. This recalculation is necessary because of the huge improvement in the amount of data that Xray needs to add to the table and the Lucene indexes.



As this operation can take some time and use a considerable amount of server resources, we suggest scheduling the upgrade of Xray and recalculating the custom fields outside of business hours.

### Downgrading from Xray 7

Downgrading from Xray 7.x.x to a previous version may have the following side effects:

After creating some specific data using Test Case Versions, the user may have some glitches when downgrading to a specific version of Xray

- On a Test Issue, multiple manual test versions with steps, when downgrading the test issue will show all steps from all the versions
- On a Test Issue, multiple manual test versions with specific datasets, when downgrading the test issue will show the parameters from all the datasets

- On a Test issue, having different test versions linked to the same precondition issue when downgrading, the test issue will show an integrity error instead of showing the precondition table


Pre-Conditions

This test is not associated with Pre-Conditions yet.








**An error occurred while processing table data**

```
{
  "message": "Multiple entries with same key: 12133=AO_8B1069_TEST_PRE_COND_LINK {ID = 152} and 12133=AO_8B1069_TEST_PRE_COND_LINK {ID = 150}. To index multiple values under a key, use Multimaps.index.",
  "status-code": 500,
  "stack-trace": "java.lang.IllegalArgumentException: Multiple entries with same key: 12133=AO_8B1069_TEST_PRE_COND_LINK {ID = 152} and 12133=AO_8B1069_TEST_PRE_COND_LINK {ID = 150}. To index multiple values under a key, use Multimaps.index.\n\tat com.c.a.d.i.C.b(Unknown Source)\n\tat com.c.a.d.i.C.b(Unknown Source)\n\tat com.xpandit.raven.datatable.d.a(Unknown Source)\n\tat com.xpandit.raven.datatable.d.a(Unknown Source)\n\tat com.xpandit.raven.rest.internal.test.g.a(Unknown Source)\n\tat com.xpandit.raven.rest.internal.test.g.c(Unknown Source)\n\tat sun.reflect.NativeMethodAccessorImpl.invoke0(Native Method)\n\tat sun.reflect.NativeMethodAccessorImpl.invoke(NativeMethodAccessorImpl.java:62)\n\tat sun.reflect.DelegatingMethodAccessorImpl.invoke(DelegatingMethodAccessorImpl.java:43)\n\tat java.lang.reflect.Method.invoke(Method.java:498)\n\tat com.atlassian.plugins.rest.common.interceptor.impl.DispatchProviderHelper$ResponseOutInvoker$1.invoke(DispatchProviderHelper.java:192)\n\tat com.atlassian.plugins.rest.common.interceptor.impl.DispatchProviderHelper$1.intercept(DispatchProviderHelper.java:83)\n\tat com.atlassian.plugins.rest.common.interceptor.impl.DefaultMethodInvocation.invoke(DefaultMethodInvocation.java:53)\n\tat com.atlassian.plugins.rest.common.expand.interceptor.ExpandInterceptor.intercept(ExpandInterceptor.java:41)\n\tat com.atlassian.plugins.rest.common.interceptor.impl.DefaultMethodInvocation.invoke(DefaultMethodInvocation.java:53)\n\tat com.atlassian.plugins.rest.common.interceptor.impl.DispatchProviderHelper.invokeMethodWithInterceptors(DispatchProviderHelper.java:110)\n\tat com.atlassian.plugins.rest.common.interceptor.impl.DispatchProviderHelper$ResponseOutInvoker._dis"
}
```



And the precondition will show the warning of being linked to an archived test

 XRAY / XRAY-5

## Pre cond

 Edit  Comment  Assign  More  Start Progress  Resolve Issue  Close

**Details**

Type:	 Pre-Condition	Status:	<b>OPEN</b>
Priority:	 Lowest	Resolution:	Unres
Labels:	None		



**Description**


[Click to add description](#)

**Pre-Condition Details**

Type:	<b>Cucumber</b>
Condition:	<a href="#">Click to add condition</a>

**Tests**



## Release highlights

### Test Case Versioning



## Strong password validation

[Attach](#) [Create subtask](#) [Link issue](#) [Test details](#) [...](#)

### Description

Add a description...

### Test details

[Test details](#) [Preconditions](#) [Test Sets](#) [Test Plans](#) [Test Runs](#)

### Test Type

Manual

[Edit in Dialog](#) [...](#) [↶](#) [↷](#) [Q](#) [i](#)

[Add Step](#) [Import](#) [Export](#)

1 Open the Change Password screen by selecting option "My Profile > Password"

2 Fill the password fields with data

[New Step](#) [Call Test](#)

Version: v1 **DEFAULT** [...](#)

[New version](#)

[Rename version](#)

[Manage versions](#)

[Dataset](#)

## Create Test version

v2

☒ Copy from v1 **DEFAULT**

☐ Set Default

[Create](#)

[Cancel](#)

This highly requested [Xray Enterprise](#) feature allows users to create and manage multiple versions of the same test case, to easily track and revert changes in your test specification.

## Why Test case versioning?

Test cases are not static. They evolve when requirements change, or improvements are made to the application under test. Although Xray logs test specification changes in the Jira history, it is not easy to revert to a specific test case version. With Test case versioning, you can now:

- Create a new version of a test case with a single click
- Compare different versions of a test case and see what has changed
- Restore a previous version of a test case if needed
- Assign a test case version to a test execution or a test plan
- Track the test execution results for each test case version
- Mark specific milestones of the Test with versions
- Have multiple active versions simultaneously, **even of different Test Types**, as you can execute them all independently.

## How does Test case versioning work?

Test case versioning works in the same way as versioning of other issue types in Jira. Since Xray's Tests are Jira issues, we follow the same approach so your users work in the same manner they already do.

To create a new version of a test case, you just need to click on the "Create new version" button on the test issue screen.

Test case versioning is a powerful feature that can help you manage your test specification more efficiently and effectively. It is available for Xray Enterprise customers only.

If you want to learn more about Test case versioning, please visit our documentation page [here](#).

## Just one more, yet important, thing...

Documentation is always important, and sometimes you may miss it.

This time we added some process-related articles detailing how to integrate and perform exploratory testing with Xray and some ideas on implementing acceptance criteria and tracking related testing results.

Here's a summary of all the relevant articles that we've added and updated recently:

- **Tutorials, Tips, and Tricks**
  - [TTT: Test Case Designer](#)
    - [How to Optimize Data-driven Automation with Test Case Designer](#)
    - [How to Integrate Test Case Designer with Robot Framework](#)
  - [TTT: Remote Jobs Triggering](#)
    - [Trigger a GitHub Pipeline](#)
    - [Trigger a Jenkins Pipeline](#)

[blocked URL](#)

## All New Features and Bug Fixes in this release

key	summary	type	created	priority	status	resolution
-----	---------	------	---------	----------	--------	------------



Jira project doesn't exist or you don't have permission to view it.

[View these issues in Jira](#)