

Examples of custom gadgets

- [Overview](#)
- [Sample reports](#)
 - [List of Requirements, with coverage info](#)
 - [List of Tests](#)
 - [List of Test Sets, with status](#)
 - [List of Test Executions, with status](#)
 - [List of Test Plans, with status](#)
 - [Tests to be executed by a user](#)
 - [Test distribution by status](#)
 - [Test distribution by test type](#)
 - [Test distribution by component](#)
 - [Test status grouped by assignee](#)
 - [Test status grouped per component](#)

Overview

Most of the following reports are made using the "Filter Results" Jira gadget, which returns issues in a table layout.

The **Pie Chart** and the **Two-Dimensional Filter Statistics** are also two interesting gadgets that may be used for building reports.

Regardless of the gadget you use, the important aspect is to filter the relevant issues. This may be obtained using JQL (see [Enhanced querying with JQL](#)).

There is a special note regarding custom fields (e.g., "TestRunStatus", "Test Set Status") that depend on the Xray's configuration and not the JQL query.



See also

You can also generate reports using the Xporter app detailed in [Reports with Xporter](#).

Sample reports

List of Requirements, with coverage info

Lists requirements with current coverage status based on the most recently executed Test.

Gadget: Filter Results

Sample JQL: List requirements of project "CALC" for version "v3.0".

```
project = CALC AND issuetype = Story and fixVersion = "v3.0"
```

Sample JQL: List requirements of project "CALC" of a previous version "v3.0", which are NOK in the newer version "V4.0"

```
project = CALC AND issuetype = Story and fixVersion = "v3.0" and issue in requirements('NOK', 'CALC', 'V4.0')
```

Filter Results: Calculator Requirements					
T	Key	Summary	P	Requirement Status ↑	
<input type="radio"/>	CALC-619	As a user, I can calculate the sum of 2 numbers	⬆	v3.0 - OK	
<input type="radio"/>	CALC-589	As a user, I can calculate the sum of 2 numbers	⬆	v3.0 - OK	
<input type="radio"/>	CALC-490	As a user, I can calculate the sum of 2 numbers	⬆	v3.0 - OK	
<input type="radio"/>	CALC-416	As a user, I can calculate the sum of 2 numbers	⬆	v3.0 - OK	
<input type="radio"/>	CALC-400	As a user, I can calculate the sum of 2 numbers	⬆	v3.0 - OK	
<input type="radio"/>	CALC-413	S1	⬆	v3.0 - OK	
<input type="radio"/>	CALC-653	As a user, I can calculate the sum of 2 numbers	⬆	v3.0 - OK	
<input type="radio"/>	CALC-629	As a user, I can calculate the sum of 2 numbers	⬆	v3.0 - NOK	
<input type="radio"/>	CALC-605	As a user, I can calculate the sum of 2 numbers	⬆	v3.0 - NOK	
<input type="radio"/>	CALC-640	As a user, I can calculate the sum of 2 numbers	⬆	v3.0 - NOK	
1–10 of 51					1 2 3 4 5 6 ▶

List of Tests

Lists tests for a given project version.

Gadget: Filter Results

Sample JQL: List Tests for project "CALC", version "v1.0".

```
issuetype = 'Test' and issue in testsWithReqVersion('CALC', 'v1.0')
```

Sample JQL: List Tests for Test Sets, of project "CALC", that have fixVersion "v1.0".

```
issuetype = 'Test' and issue in testsWithTestSetVersion('CALC', 'v1.0')
```

If you want to include the Test status, then you just need to add the **TestRunStatus** column in the gadget's configuration.

Saved Filter *

All Tests

[Advanced Search](#)

Number of Results *

10

Number of results to display (maximum of 50).

Columns to display *



Issue Type



Key



Summary



Priority



TestRunStatus



Drag-drop to reorder the fields.



Add fields to the list above by selecting them.





















Auto refresh



Update every 15 minutes

Save

[Cancel](#)

Filter Results: All Tests						
T	Key	Summary	P	TestRunStatus		
	CALC-2	Subtract two numbers		FAIL		
	CALC-12	Multiply two numbers		TODO		
	CALC-44	Square root of integers		TODO		
	CALC-83	teste ad hoc		TODO		
	CALC-84	Calculator supports parentheses on basic operations		TODO		
	CALC-94	Test the sum of 2 numbers		TODO		
	CALC-102	Square root of integers		TODO		
	CALC-117	dfgdf		TODO		
	CALC-119	Testar a soma de 2 numeros		TODO		
	CALC-129	calculate of the sum of 2 numers		TODO		
1–10 of 252				1	2	3
				4	5	6
				7	8	9
						▶

List of Test Sets, with status

Lists test sets for a given project version.

Gadget: Filter Results





















Sample JQL: All Test Sets of project "CALC"

```
project = 'CALC' and issuetype = 'Test Set'
```

Sample JQL: All Test Sets of project "CALC" explicitly marked with fixVersion "1.0"

```
project = 'CALC' and issuetype = 'Test Set' and fixVersion = 'v1.0'
```

If you want to include the Test status, then you just need to add the **Test Set Status** column in the gadget's configuration.

Filter Results: CALC Test Sets				
T	Key	Summary	P	Test Set Status
	CALC-656	advanced calculator operations		<div><div></div></div>
	CALC-643	operacoes avancadas da calculadora		<div><div></div><div></div></div>
	CALC-632	advanced calculator operations		<div><div></div><div></div></div>
	CALC-622	Advanced calculator operations		<div><div></div></div>
	CALC-617	advanced calculator operations		<div><div></div></div>
	CALC-608	calculator advanced operations		<div><div></div><div></div></div>
	CALC-592	Advanced calculator operations		<div><div></div></div>
	CALC-571	Advanced calculator operations		<div><div></div><div></div></div>
	CALC-555	Advanced calculator operations		<div><div></div></div>
	CALC-535	Advanced calculator operations		<div><div></div><div></div></div>
1–10 of 54				1 2 3 4 5 6 ▶

List of Test Executions, with status

Lists Test Executions for a given project version.

Gadget: Filter Results

Sample JQL: All Test Executions of project "CALC" that ran in version "v3.0", build (i.e., Revision) 100.

```
project = 'CALC' and issuetype = 'Test Execution' and fixVersion = 'v3.0' and Revision ~ 100
```

Sample JQL: All Test Executions of project "CALC", latest ones executed first.

```
project = 'CALC' and issuetype = 'Test Execution' ORDER BY created DESC
```

Additional columns can be appended to this gadget:

- **Begin date:** the planned begin date for the start of the execution
- **End date:** the due date for the execution completion
- **Test Execution Status:** shows the last execution status for all the Test issues in the Test Execution

Filter Results: Calculator Test Executions			
Key	Summary	Fix Version/s	Test Execution Status
CALC-661	validate the sum operation - iteration2	v3.0	<div><div></div></div>
CALC-659	validate the sum operation	v3.0	<div><div></div><div></div></div>
CALC-649	Execution results [1475081817608]		<div><div></div></div>
CALC-648	Execution results [1475081808352]		<div><div></div></div>
CALC-646	validar operacao soma	v3.0	<div><div></div><div></div></div>
CALC-639	CLONE - validation of operations 2	v3.0	<div><div></div></div>
CALC-638	CLONE - validation of operations	v3.0	<div><div></div></div>
CALC-635	validation of operations	v3.0	<div><div></div><div></div></div>
CALC-627	Iteration 3	v3.0	<div><div></div></div>
CALC-624	Iteration 2	v3.0	<div><div></div><div></div><div></div></div>
1–10 of 148			1 2 3 4 5 6 7 8 9 ►







List of Test Plans, with status

Lists Test Plans, optionally for a given project version.

Gadget: Filter Results

Sample JQL: All Test Executions of project "CALC" that ran in version "v3.0", build (i.e., Revision) 100.

project = 'XRAYF' and issuetype = 'Test Plan'

Filter Results: xrayf_testplans								
T	Key	Summary	Fix Version/s	Begin Date ↑	End Date	Test Plan Status		
	XRAYF-69	My test plan	1.0	14/Oct/16 2:48 PM	19/Oct/16 2:48 PM	<div><div></div><div></div></div>	...	
	XRAYF-74	XTP-128				<div><div></div></div>	TODO: 4 (66.66%)	
	XRAYF-75	XTP130				<div><div></div><div></div></div>		
	XRAYF-87	XTP-179 tp1				<div><div></div></div>		
	XRAYF-88	XTP-184	1.0			<div><div></div><div></div><div></div></div>		
	XRAYF-175	XTP-213 testplan				<div><div></div><div></div><div></div></div>		

Tests to be executed by a user

Lists tests to be executed by a specific user.

Gadget used: Filter Results

Sample JQL: List Tests that are yet to be executed (i.e., in TODO status) by user "admin"

```
issuetype = 'Test' and issue in testExecutionTests('Calculator Test Executions', 'TODO', 'admin')
```

If you want to include the Test status, then you just need to add the **TestRunStatus** column in the gadget's configuration.

Test distribution by status

Tests distribution by status (percentage and absolute values).

Gadget: Pie Chart

Statistic Type: "TestRunStatus"

Pie Chart

Project or Saved*

Filter

Calculator Tests

Search

Project or saved filter to use as the basis for the graph.
[Advanced Search](#)

Statistic Type*

TestRunStatus ▼

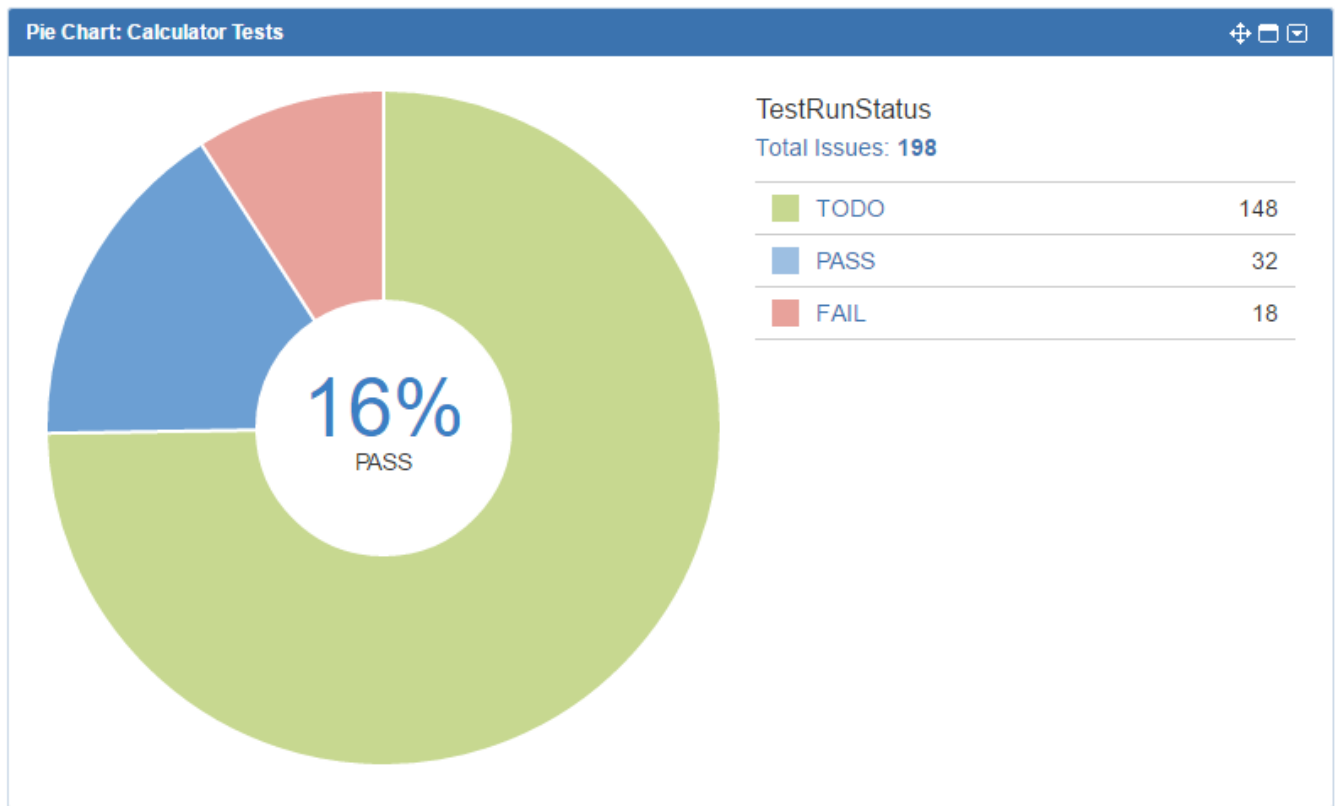
Select which type of statistic to display for this filter.

Auto refresh

☐ Update every 15 minutes

Save

Cancel

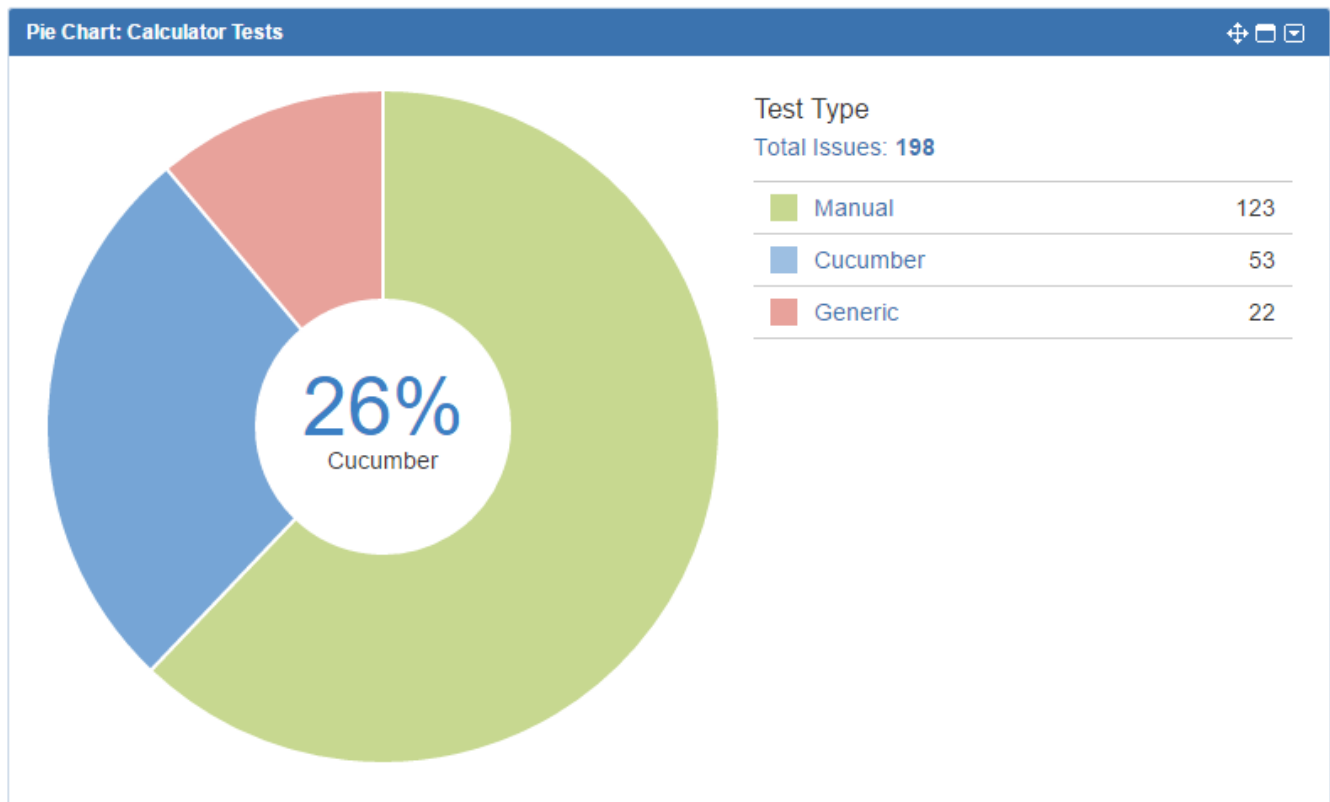


Test distribution by test type

Tests distribution by status (percentage and absolute values).

Gadget: Pie Chart

Statistic Type: "Test Type"



Test distribution by component

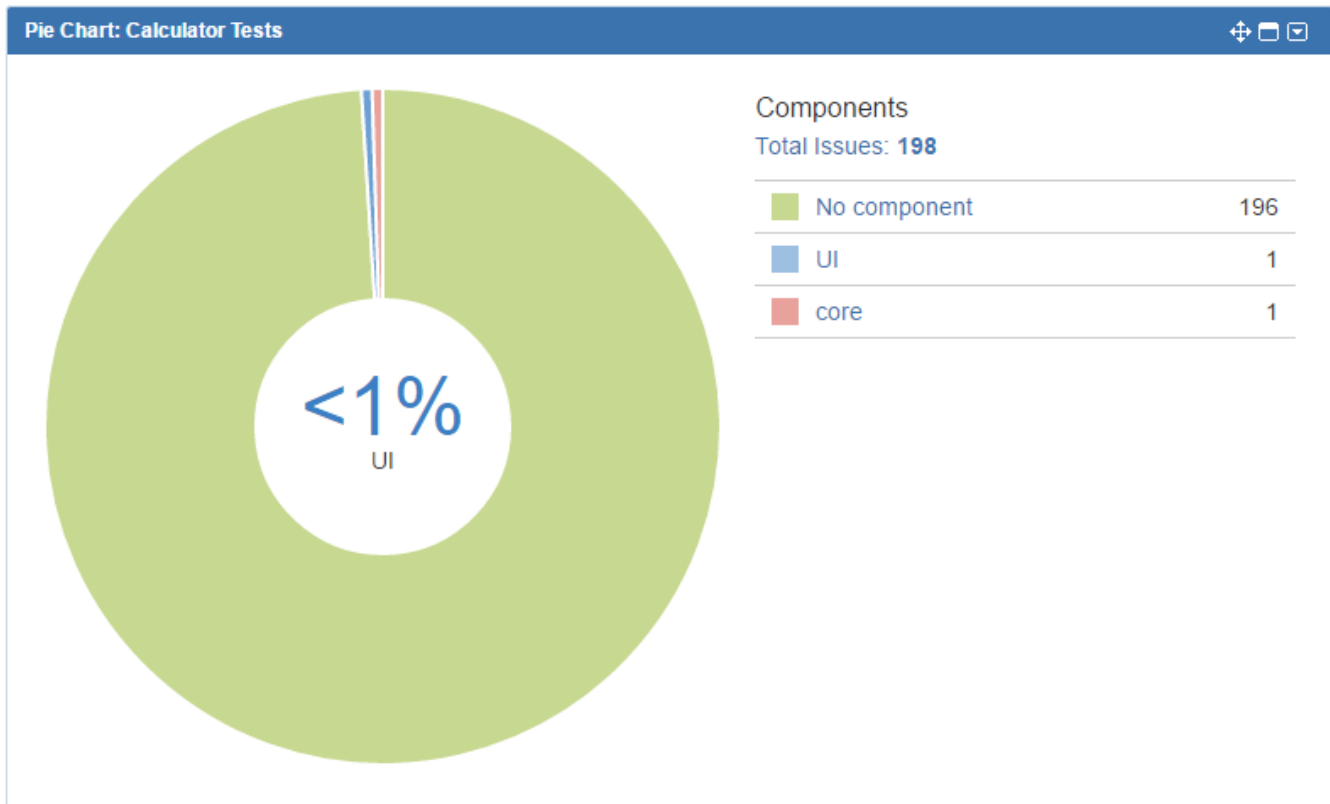
Display percentage and absolute number of tests per component.

Gadget: Pie Chart

Statistic Type: Component

Sample JQL: Test distribution based on the component assigned to the Test itself.

```
project = 'CALC' and issuetype = 'Test'
```



Test status grouped by assignee

Number of Tests per Test status, based on latest run and grouped by assignee.

Gadget: Two-Dimensional Filter Statistics

Two Dimensional Filter Statistics

Saved Filter *

Calculator Tests

Advanced Search

XAxis *

TestRunStatus

YAxis *

Assignee

Sort By *

Natural

Sort by row total or natural field order.

Sort Direction *

Ascending

Number of Results *

5

Number of results to display.

Auto refresh

☐ Update every 15 minutes

Save

Cancel

Two Dimensional Filter Statistics: Calculator Tests				
Assignee	FAIL	PASS	TODO	T:
Administrator	18	32	147	197
Pedro	0	0	1	1
Total Unique Issues:	18	32	148	198

Grouped by: TestRunStatus

Showing 2 of 2 statistics.

Test status grouped per component

Number of Tests per Test status, based on the latest run and grouped by component

Gadget: Two-Dimensional Filter Statistics

Two Dimensional Filter Statistics

Saved Filter* Calculator Tests ▼

[Advanced Search](#)

XAxis* TestRunStatus ▼

YAxis* Components ▼

Sort By* Natural ▼

Sort by row total or natural field order.

Sort Direction* Ascending ▼

Number of Results* 5



Number of results to display.

Auto refresh ☐ Update every 15 minutes

Save

[Cancel](#)

Two Dimensional Filter Statistics: Calculator Tests

Components	FAIL	PASS	TODO	T:
 core	0	0	1	1
 UI	0	1	0	1
No component	18	31	147	196
Total Unique Issues:	18	32	148	198

Grouped by: TestRunStatus

Showing 3 of 3 statistics.