


Test Executions Report

Shows a list of Test Executions with metrics related to each execution, including the test count per run status, per test type, overall progress and linked defects.



Please note

To use this report, your project must have the Test Execution or Sub-Test Execution issue types in the issue type scheme.

- [Purpose](#)
- [How to use](#)
 - [Source data](#)
- [Metrics](#)
- [Example](#)
- [Exporting the Report](#)
- [Sharing the Report](#)

Purpose

This report enables you to evaluate some relevant metrics of Test Executions and compare them between different cycles.

Possible usage scenarios:

- analyze both the progress of the Test Execution and the success rate (i.e., the % of Tests contributing to the requirement's OK status)
- see the number of manual Tests vs. others in the Test Execution
- see the overall execution status (i.e., the current status of the Test Runs)
- see the number of opened/closed linked defects, in the context of the Test Execution

How to use

This report is accessible either from the **Xray Reports** icon on the project left sidebar or from the standard **Reports** icon, which includes other kinds of reports besides Xray.

At the top of the report you'll find two areas related with the report and with the data shown in the report.



- **A:** Filter, for selecting the source data
- **B:** visualization information and options

Source data

Source Test Execution issues can be directly provided (within section A) using a saved filter or by specifying some Test Execution-related fields:

- **Saved filter:** a saved filter containing Test Execution issues
- **Project:** Select multiple projects to analyze (**Only available in Xray Enterprise**)
- **Fix Version:** the version assigned to the Test Plan
- **Assignee:** the Test Execution issue assignee
- **Status:** the Test Execution issue Status
- **Resolution:** the Test Execution issue Resolution
- **Test Plan:** the assigned Test Plan
- **Environment:** the assigned Test Environment

Project CALC ▾

FILTERS | SAVED FILTER

Project

CALC x ▾

Fix Version

All ▾

Assignee

All ▾

Status

▾

Resolution

All ▾

Test Plan

All ▾

Environment

All Environments ▾

Issue Key or Summary

Apply

Clear

Cancel



Please note

Only Test Executions from the select projects are shown.

Metrics

Metric	Notes
total tests	Number of Tests in the Test Execution; it also corresponds to the number of test runs
number of tests by status	Number of Tests/Test Runs, per Test Run status
number of tests by test type	Number of Test Execution's Tests, per Test Type If you create a custom Test Type it would be represented as "Other".
progress	Overall progress; % of Test Runs with a final status
success rate	% of "successful" Tests (i.e., whose latest status contributes to the OK requirement status; the PASS Test Run status is an example of such a status)
Elapsed time	Sum of the elapsed time of Test Runs that have been or are being executed
linked defects (open /closed)	Defects directly associated with the related Test Runs. Will count as unique Defects (i.e., if the same Defect issue is added multiple times in the same Test Run or os added multiple times within Test Runs of the same Test Execution, it will count as one) Defects with Resolution will be counted in the Closed column; all others will be counted in the Open column.

Example


Fix Version v3.0 [How to read this report](#)

Showing 20 of 245 entries [Load all](#)

TE KEY	SUMMARY	VERSION	PLANNED START DATE	PLANNED END DATE	TEST ENVIRONMENTS	Tests By Status										Tests By Test Type										Linked Defects	
						TOTAL TESTS	PASS	TODO	EXECUTING	FAIL	ABORTED	BLOCKED	PENDING	FAIL DISCARDABLE	FAILING BUT OK	MANUAL	CUCUMBER	GENERIC	OTHER	PROGRESS	SUCCESS RATE	ELAPSED TIME	OPEN	CLOSED			
CALC-1972	Test Execution for Test Plan CALC-1967	v3.0	-	-	IOS	3	2	0	0	1	0	0	0	0	0	2	0	1	0	100%	66.7%	4m	0	0			
CALC-1969	Test Execution for Test Plan CALC-1967	v3.0	-	-	ANDROID	5	5	0	0	0	0	0	0	0	0	4	0	1	0	100%	100%	2m	0	0			
CALC-1968	Test Execution for Test Plan CALC-1967	v3.0	-	-	IOS	5	2	0	0	3	0	0	0	0	0	4	0	1	0	100%	40%	-	2	0			
CALC-1966	Ad-hoc execution for CALC-1964	v3.0	-	-		1	0	1	0	0	0	0	0	0	0	1	0	0	0	0%	0%	31w 4d 22h 29m	0	0			
CALC-1961	Ad-hoc execution for CALC-1957	v3.0	-	-		1	0	0	0	1	0	0	0	0	0	1	0	0	0	100%	0%	2d 7h 10m	0	0			

The report may be a bit wide for some screen resolutions so you will need to scroll horizontally to see the rest of the information.

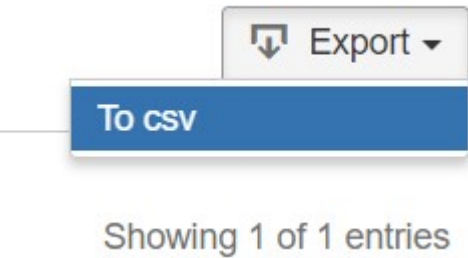
Some values provide a link, so you can be redirected to the respective entities.

 "Other" in "Tests by Test Type" is used to relate to all [custom Test Types](#) that you might have created.

Exporting the Report

The report can be exported to a CSV file, which will include all report rows (and not just the visible ones).

Click on **Export** and select **To csv**.



Sharing the Report

The report can be shared by copying and sending the URL located in the browser's address bar.

When opening the report the Filter will be automatically populated with the values provided in the URL.