

Defects count

In the Test Execution View Page, each row of the table represents a Test being executed by this Test Execution.

One of the default columns is **#Def**, which represents the number of defects created during execution of each Test.

An additional column **Remote Defects** presents you the count of remote defects.

Rule of counting

The rule for counting defects for each Test is to sum

- all defects **created during execution**
- all defects **linked with issue link type "created"**
- all defects **linked with issue link type "tested by"**

Each defect will only be counted **once**.

Example 1: Defects linked to a Test

Applications

Projects

Issues

Add-ons

User management

System

ATLASSIAN MARKETPLACE

Manage add-ons

Purchased add-ons

OSGI

XRAY FOR JIRA

Global Preferences

Custom Field Preferences

Issue Type Mapping

Requirement Coverage

Manage Test Statuses

License Management

Global Settings

The Global Configurations for Xray.

Project Aware Condition

When this option is enabled, if the current project does not contain the Xray issue types, the Xray project tab panels and Tests Menu section are not visible.

Display Pre-Condition section before Test Details

When this option is enabled, the Pre-Condition web panel on the Test issue view screen will be displayed on top of the Test Details panel.

Display Manual Test Steps table in short view

When this option is enabled, the cells of the Manual Tests Steps table will be displayed in short view mode. If this mode is enabled, the rows will have a limited height.

Set final Test Run status

When this option is enabled, the overall Test Run status can be set directly, without depending on the status of manual Test steps or, in case of Cucumber Scenarios, on the status of the Test Run.

Inline Execute Tests

When this option is enabled, Test Runs can be executed inline, directly from the Test Execution and Test issue view pages. This option is only available if the final status of the Test Run is not 'Failed'.

Fail All Steps/Examples

When this option is enabled, whenever the status of a Test Run is changed to FAIL, all the Test Steps/Examples Statuses will also be updated to FAIL.

Restrict automated Test status

When this option is enabled, the status of automated Test Runs can't be set manually. It can only be modified through the Import of automated test results action.

Defect Links

Link Defects with Test

When this option is enabled, the defects created in the context of a test run are automatically linked with the respective Test issue.

Link Defects with Test Execution

When this option is enabled, the defects created in the context of a test run are automatically linked with the respective Test Execution issue.

Link Defects with Requirement

When this option is enabled, the defects created in the context of a test run are automatically linked with the respective Requirement being tested.

Test Website Worker Board / TWWB-1

Test paragraph about homepage

Edit

Comment

Assign

More

Start Progress

Resolve Issue

Close Issue

Admin

Execute In

FILTERS

Project

Version

Status

Start

End

N/A

N/A

DD-MM-YYYY HH:MM

DD-MM-YYYY HH:MM

Clear

Show

10

entries

Search

Execution Key	Fix Version	System Rev	Exec By	Start	Finish	Defects	Status
TWWB-4	v1	-	admin	Today 2:36 PM	Today 2:46 PM	<div>TWWB-6</div> <div>TWWB-6 (Step #1)</div> <div>TWWB-7 (Step #2)</div>	<div></div> <div></div>
Test Execution A							
TWWB-5	v2	-	admin	Today 3:14 PM	-	<div>TWWB-6</div> <div>TWWB-8</div> <div>TWWB-9 (Step #2)</div> <div>TWWB-7 (Step #1)</div> <div>TWWB-10 (Step #2)</div>	<div></div> <div></div>
Test Execution B							

Showing 1 to 2 of 2 entries

First Previous Next Last

Test 1 was executed in Test Execution A and Test Execution B.

We can see that there were **3 defects** generated by Test Execution A (TWWB-6, TWWB-6 (Step #1), TWWB-7 (Step #2)) and **5 defects** from Test Execution B (TWWB-6, TWWB-8, TWWB-9 (Step #2), TWWB-7 (Step #1), TWWB-10 (Step #2)).

If we go to each of this Test Executions, we will see that each Test counted 5 defects.

Test Website Worker Board / TWWB-5

v2 TE

Test Execution B

Edit

Comment

Assign

More

Start Progress

Resolve Issue

Close Issue

Admin

Details

Type:Test Execution

Affects Version/s:None

Labels:None

Status:OPEN (View Workflow)

Resolution:Unresolved

Fix Version/s:v2

Description

Click to add description

Tests

+ Add

Overall Execution Status

TOTAL TESTS: 2

FILTERS

Test SetAll

AssigneeAll

StatusAll

SearchContains text

Clear

Show10 entries

Columns

	Key	Summary	Test Type	#Req	#Def	Test Sets	Assignee	Fix Version/s	Status
1	TWWB-1	Test paragraph about homepage	Manual	2	5		admin		
2	TWWB-2	Test paragraph about loginpage	Manual	2	1		admin		

Showing 1 to 2 of 2 entries

First

Previous

1

Next

Last

Test Website Worker Board / TWWB-4

Test execution v1

Test Execution A

Edit

Comment

Assign

More

Start Progress

Resolve Issue

Close Issue

Admin

Details

Type:Test Execution

Priority:Medium

Affects Version/s:None

Labels:None

Status:OPEN (View Workflow)

Resolution:Unresolved

Fix Version/s:v1

Description

Click to add description

Tests

+ Add

Overall Execution Status

TOTAL TESTS: 3

FILTERS

Test SetAll

AssigneeAll

StatusAll

SearchContains text

Clear

Show10 entries

Columns

	Key	Summary	Test Type	#Req	#Def	Test Sets	Assignee	Fix Version/s	Status
1	TWWB-1	Test paragraph about homepage	Manual	2	5				
2	TWWB-3	Test paragraph about worker	Manual	2	0				
3	TWWB-2	Test paragraph about loginpage	Manual	2	0				

Showing 1 to 3 of 3 entries

First

Previous

1

Next

Last

Example 2: Defects not linked to a Test

Applications Projects Issues **Add-ons** User management System

ATLASSIAN MARKETPLACE
Manage add-ons
Purchased add-ons
OSGi

XRAY FOR JIRA
Global Preferences
Custom Field Preferences
Issue Type Mapping
Requirement Coverage
Manage Test Statuses
License Management

Global Settings

The Global Configurations for Xray.

☐ **Project Aware Condition**
When this option is enabled, if the current project does not contain the Xray issue types, the Xray project tab panels and Tests Menu section are not visible.

☐ **Display Pre-Condition section before Test Details**
When this option is enabled, the Pre-Condition web panel on the Test issue view screen will be displayed on top of the Test Details panel.

☒ **Display Manual Test Steps table in short view**
When this option is enabled, the cells of the Manual Tests Steps table will be displayed in short view mode. If this mode is enabled, the rows will have a limited height.

Test Run Options ☒ **Set final Test Run status**
When this option is enabled, the overall Test Run status can be set directly, without depending on the status of manual Test steps or, in case of Cucumber Scenario

☒ **Inline Execute Tests**
When this option is enabled, Test Runs can be executed inline, directly from the Test Execution and Test issue view pages. This option is only available if the final Test Run status is set to PASS.

☐ **Fail All Steps/Examples**
When this option is enabled, whenever the status of a Test Run is changed to FAIL, all the Test Steps/Examples Statuses will also be updated to FAIL.

☐ **Restrict automated Test status**
When this option is enabled, the status of automated Test Runs can't be set manually. It can only be modified through the import of automated test results action.

Defect Links ☒ **Link Defects with Test**
When this option is enabled, the defects created in the context of a test run are automatically linked with the respective Test issue.

☐ **Link Defects with Test Execution**
When this option is enabled, the defects created in the context of a test run are automatically linked with the respective Test Execution issue.

☐ **Link Defects with Requirement**
When this option is enabled, the defects created in the context of a test run are automatically linked with the respective Requirement being tested.

Test Website Worker Board / TWWB-15

Test 2

Edit Comment Assign More Start Progress Resolve Issue Close Issue Admin

Execute In

FILTERS

Project	Version	Status	Start	End	
N/A		N/A	DD-MM-YYYY HH:MM	DD-MM-YYYY HH:MM	X Clear

Show 10 entries

Execution Key	Fix Version	System Rev	Exec By	Start	Finish	Defects	Status
TWWB-16 Test Execution A1	v1	-	admin	Today 5:25 PM	-	TWWB-6 (Step #1) TWWB-7 (Step #2) TWWB-6	<div></div> ⚙
TWWB-17 Test Execution B1	v2	-	admin	Today 5:27 PM	Today 5:29 PM	TWWB-6 TWWB-8 TWWB-9 (Step #2) TWWB-10 (Step #2) TWWB-7 (Step #1)	<div></div> ⚙


Showing 1 to 2 of 2 entries

First Previous Next Last

Test 2 was executed in Test Execution A1 and Test Execution B1.

We can see that there were **3 defects** generated by the execution Test Execution A1 (TWWB-6, TWWB-6 (Step #1), TWWB-7 (Step #2)) and **5 defects** from Test Execution B1 (TWWB-6, TWWB-8, TWWB-9 (Step #2), TWWB-7 (Step #1), TWWB-10 (Step #2)).


If we go to each of this Test Executions, we will see that each one Test had 3 defects and the other had 5 defects.


Test Website Worker Board / TWWB-16

Test Execution A1

[Edit](#)
[Comment](#)
[Assign](#)
[More](#)
[Start Progress](#)
[Resolve Issue](#)
[Close Issue](#)
[Admin](#)

Details

Type:  Test Execution

Status: OPEN (View Workflow)

Affects Version/s: None

Resolution: Unresolved

Labels: None

Fix Version/s: v1

Description

[Click to add description](#)

Tests

+ Add

Overall Execution Status

TOTAL TESTS: 1

FILTERS


Test Set: All
Assignee: All
Status: All
Search: Contains text
Clear

Show 10 entries

	Key	Summary	Test Type	#Req	#Def	Test Sets	Assignee	Fix Version/s	Status
1	TWWB-15	Test 2	Manual	2	2		admin	v1	

Showing 1 to 1 of 1 entries


First Previous 1 Next Last


Test Website Worker Board / TWWB-17

Test Execution B1

[Edit](#)
[Comment](#)
[Assign](#)
[More](#)
[Start Progress](#)
[Resolve Issue](#)
[Close Issue](#)
[Admin](#)

Details

Type:  Test Execution

Status: OPEN (View Workflow)

Affects Version/s: None

Resolution: Unresolved

Labels: None

Fix Version/s: v2

Description

[Click to add description](#)

Tests

+ Add

Overall Execution Status

TOTAL TESTS: 1

FILTERS

Test Set: All
Assignee: All
Status: All
Search: Contains text
Clear

Show 10 entries

	Key	Summary	Test Type	#Req	#Def	Test Sets	Assignee	Fix Version/s	Status
1	TWWB-15	Test 2	Manual	2	5		admin	v1	

Showing 1 to 1 of 1 entries

First Previous 1 Next Last

Results explanation

The only difference between those two examples is that we removed the link creation between Test and Defect. When Xray counted the bugs from **Test Execution A** and **Test Execution A1**, the differences resides in the links **Test 1** and **Test 2** had to the **defects** created in the other Test Executions.

Remote defects

Defects from remote JIRA instances will only be counted in the column **Remote Defects**, which is accessible in the Test Execution View Page. The concept is similar to the column **#Def**, however it counts defect issues created in remote JIRA servers that are linked via Application Links. The count will be aggregated by Application Link and each one is clickable in order to present the list of defect issues.