

Cloud Creating a Generic Test

1

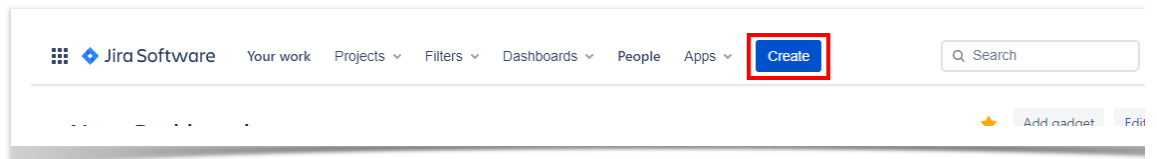
Creating a Generic Test



A Generic Test is an agnostic Test that does not contain any structure. The only field that is related to a Generic Test is its **Definition**.

Unstructured Tests can be used for both manual and automated test scenarios.

Click the **Create Issue** at the top of the screen to open the **Create Issue** dialog box / page.



Select the **Project** and on **Issue Type**, select Test.



Create issue

[Import issues](#)[Configure field](#)

Project*

 Calculator (CALC) ▼

Issue Type*

 Test ▼ 

Some issue types are unavailable due to incompatible field configuration and/or workflow associations.

Summary*

Component/s

Start typing to get a list of possible matches or press down to select.

Description

Style▼ | B | I | U | A ▼ | ^A ▼ |  ▼ |  ▼ |  |  |  ▼ | + ▼



Fix Version/s

Start typing to get a list of possible matches or press down to select.

☐ Create another

Create

Ca

After the issue is created you then **Edit** the issue and in Test Details and select **Generic**

Test Details

Generic

Test Re

Definition

Click to add the test definition

When the Type of a Test is changed, the details of the previous Info along with the associated Preconditions will be lost.

Change test type to Generic

The current type info details will be deleted and all Preconditions will be removed from this Test. Do you want to continue?

Confirm

Cancel

This operation is permanent and not reversible.

The only Field that is related to an Unstructured Test is its **Definition**. Here, the automated external test may be defined or referenced through an open text field.

Shopping Basket User selects an item and clicks on "express checkout"



Description

Add a description...

Test Details

Generic



Shopping Basket / Checkout

Definition

Normal text  **B** *I* ...        

User selects an item and clicks on "express checkout".Shopping Basket User selects an item and clicks on "express checkout"

