

Cloud Creating a Cucumber Test

1

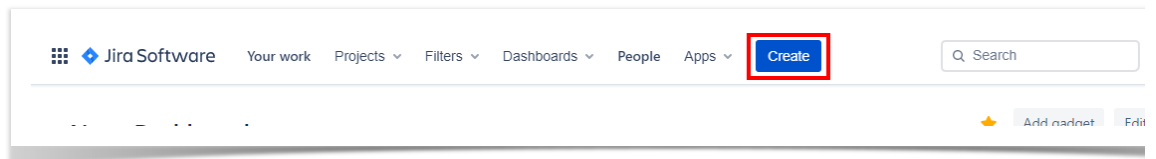
Creating a Cucumber Test



Cucumber is a tool that executes plain-text functional descriptions as automated tests. The language that Cucumber understands is called **Gherkin**, which is a business-readable, domain-specific language that describes the software's behavior without detailing how that behavior is implemented. This line-oriented language uses indentation to define structure. Line endings terminate statements (e.g., steps). Either spaces or tabs may be used for indentation (but spaces are more portable). Most lines start with a keyword.

For more information on the Cucumber Basics, please consult the Wiki and Tutorials at: <http://cucumber.io>

Click the **Create Issue** at the top of the screen to open the **Create Issue** dialog box / page.



Gherkin Tests are divided in two **Scenario Types**:

- **Scenario**: a set of instructions exclusively composed of constant values, which, when executed by a tool, will only give a static result (e.g., $2 + 3 = 5$)
- **Scenario Outline**: a generic set of instructions containing variables, which, when executed by a tool, will prompt varied results according to the specified input.

The **Scenario Types** are inferred from the **Scenario** specification, i.e., the behavior to be reproduced by the Cucumber tool is entered in the **Steps** field.

Test a logged in visitor can edit the account details



Description

None

Linked issues

tests

STORE-4 As a visitor, I can edit my account details



Test Details

Cucumber



```
1 Given I am logged in on the site
2 When I navigate to the personal information page
3 And I update my details
4 Then I receive feedback that my account is updated
```

2

Export to Cucumber

Cucumber Tests in Jira can be exported to feature files ready to be executed in Cucumber. The generated feature files follow the rules defined in [Export Cucumber Features](#) and take into account the context of the Jira Test issue.

This action will prompt a **FeatureBundle** zip file containing a single Cucumber feature file for every Requirement associated with the target Test, to be generated and downloaded.






To export a Cucumber Test issue to feature files,

Step 1: Open the Cucumber Test issue view page.

Step 2: Select ... > **Export to Cucumber**. The file will be downloaded to the browser.

Projects / Book Store / STORE-18

Test a logged in visitor can edit the account details



Description

None

Linked issues

tests

STORE-4 As a visitor, I can edit my account details

Test Details

Cucumber

1 Given I am logged in on the site

2 When I navigate to the personal information page

3 And I update my details


4 Then I receive feedback that my account is updated

Activity

Show: Comments History Work log

SV

Add a comment...

Pro tip: press  to comment

Done

Assignee

Bruno Conde

Reporter

Bruno Conde

Labels

default

Priority

Medium

Xporter

Open Xporter

Test Status

Open Test Status

Show 1 more field

Time tracking

Created October 8, 2018, 1:46 PM

Updated March 29, 2019, 11:04 AM

Configure

Log work

Add flag

Xporter

Export to Cucumber

Convert to Subtask

Move

Clone

Print

Export XML

Export Word

NEW JIRA ISSUE VIEW

Show me the highlights

Find out more

Turn off for now

Configure