

Using custom fields

Xray provides a set of custom fields that can be used for some issue types, as detailed in [Custom Fields and Screen Configuration](#).

Aside from these, you can add your own custom fields to any Xray issue type: Tests, Pre-Conditions, Test Sets, Test Executions, Test Plans.



Please note

You can also create "custom fields" for Test steps and for Test Runs. However, these are internal Xray fields and not standard Jira custom fields so they are managed in specific Xray settings.

- [Xray-provided custom fields](#)
 - [Begin Date](#)
 - [Conditions](#)
 - [Cucumber Scenario](#)
 - [Cucumber Test Type](#)
 - [End Date](#)
 - [Test Repository Path](#)
 - [Generic Test Definition](#)
 - [Manual Test Steps](#)
 - [Pre-Condition Type](#)
 - [Pre-Condition association with a Test](#)
 - [Requirement Status](#)
 - [Revision](#)
 - [Steps Count](#)
 - [Test Type](#)
 - [TestRunStatus](#)
 - [Test Plans associated with a Test](#)
 - [Test Sets associated with a Test](#)
 - [Test Count](#)
 - [Tests association with a Pre-Condition](#)
 - [Tests associated with a Test Plan](#)
 - [Test Plan Tests Filter](#)
 - [Tests association with a Test Execution](#)
 - [Test Environments](#)
 - [Test Execution Defects](#)
 - [Dataset values](#)
 - [Test Execution Status](#)
 - [Test Set Status](#)
 - [Test Plan Status](#)
- [Adding your own custom fields](#)
 - [Recommendations](#)

Xray-provided custom fields

As mentioned in [Custom Fields and Screen Configuration](#), whenever you install Xray, it will also add some custom fields that are available only for some issue types. Below are explanations of some of the most important ones:

Begin Date

The start date for the Test Execution or Test Plan.

Conditions

The Pre-Condition conditions.

Cucumber Scenario

The Cucumber Scenario clauses in Gherkin.

Cucumber Test Type

The Cucumber Scenario Type (i.e., Scenario or Scenario Outline).

End Date

The end date for the Test Execution or Test Plan.

Test Repository Path

The Test Repository complete folder path for the Test.

Folders and their respective sub-folders are delimited by "/" (e.g., "components/compA").

The "Test Repository Path" is case-insensitive and each folder is trimmed (i.e., spaces are removed from the start/end of it).



Please note

You can move a Test to an existing folder within the Test Repository by editing the custom field in the Test issue.

Whenever editing this custom field, keep in mind that it is case-insensitive. This means that "components/compA", "components /compA", and "components/COMP A" are all the same and will be mapped to the same folder within the Test Repository.

If the folder is not found, then the Test is not associated with any folder; it will be seen in the "Orphans" meta-folder in the Test Repository UI.

Generic Test Definition

The definition of a generic Test (e.g., full classname of some automated test, name of some script, goals of exploratory testing).

Manual Test Steps

The manual steps field. This will display different views according to the screen being displayed.

The create/edit issue views feature a complete UI to manage Test Steps.

On the Test issue view page, because Xray already provides the manual steps as a web panel, this custom field will only display a **"Printable Field"** label indicating that this field can be exported into XML, Word, and Printable formats.

If the field is selected on the Jira Issue search page, it will display a readonly view of the steps.

Pre-Condition Type

Choose the Pre-Condition Type. It must match the Test Type to which this Pre-Condition is associated.

Pre-Condition association with a Test

The Pre-Condition(s) issue(s) associated with this Test.

Requirement Status

Whenever we're speaking about the status associated with a requirement, we may be talking about different things:


- workflow status associated to the requirement issue (e.g., "New", "In Progress", "Closed")
- (coverage) status for some version, taking into account executions made for that version of the Tests that validate the requirement
- "Requirement Status" custom field, which we will detail next.

The "Requirement Status" custom field is a **calculated** field, usable in the context of requirement issues, that calculates the requirement coverage for a specific version. The version for which it calculates the coverage depends on the behavior defined in a global configuration ([see configuration details here](#)).

For example, you may prefer to always calculate "Requirement Status" based on the latest test run(s), regardless of which version it/they was/were executed. Or, you may prefer to calculate it for the earliest version yet to be released (i.e., the next version). In the latter case, it takes into account the order of the versions within the project settings page.

Keep in mind that a requirement is assigned to and implemented in some version. However, the requirement will still live after that version, at least, for some time. Therefore, when someone mentions a "status of a requirement", you have to ask "In which version?". The status of the requirement is therefore dependent on the executions you make for the associated Tests in some version of the system, which may be different from the version in which the requirement was initially implemented in.

In the following example, the first image shows the calculated value for the status of requirement for the next-to-be-released version (i.e., v3.0), while the second image shows the calculated values for all the unreleased versions. This behavior was changed from "Earliest unreleased version" to "Unreleased Versions" in the Custom Fields Preferences of the Xray settings.

 Calculator / CALC-1342

As a user, I can calculate the sum of two positive numbers

EditCommentAssignMore

Stop ProgressResolve IssueClose IssueAdmin

Details

Type: Story

Priority: Major

Affects Version/s: None

Component/s: None

Labels: None


Sprint: Sprint 1

Requirement Status: v3.0 - OK

Status: IN PROGRESS (View Workflow)

Resolution: Unresolved

Fix Version/s: v3.0

 Calculator / CALC-1342

As a user, I can calculate the sum of two positive numbers

EditCommentAssignMore

Stop ProgressResolve IssueClose IssueAdmin

Details

Type: Story

Priority: Major

Affects Version/s: None

Component/s: None

Labels: None

Sprint: Sprint 1

Requirement Status: v3.0 - OK
v3.1 - NOTRUN
v4.0 - NOTRUN

Status: IN PROGRESS (View Workflow)

Resolution: Unresolved

Fix Version/s: v3.0

This field is searchable, so you can make statistics with it or use it in gadgets. However, if you wish to search for requirements in some status, we recommend you use the `requirements()` JQL function (see more information [here](#)). You can also add it to the cards of your Agile boards to have real-time feedback of its status shared across your team members.

Sprint 1

QUICK FILTERS: [Only My Issues](#) [Recently Updated](#)

To Do	In Progress	Done
<div><div>🔍 CALC-962</div><div>⬆️ As a user, I can calculate add positive numbers</div><div>v3.0 - NOTRUN</div></div>	<div><div>🔍 CALC-1232</div><div>⬆️ regression tests</div><div></div></div>	<div><div>🔍 CALC-1178</div><div>⬆️ As a user, I can calculate the sum of 2 num</div><div>v3.0 - NOTRUN</div></div>
<div><div>🔍 CALC-970</div><div>⬆️ calculator screen does not show anything</div><div></div></div>	<div><div>🔍 CALC-1373</div><div>⬆️ As a user, I can calculate the sum of two numbers</div><div>v3.0 - NOTRUN</div></div>	<div><div>🔍 CALC-1184</div><div>⬆️ sample addition tests for v3.0</div><div></div></div>
<div><div>✅ CALC-1234</div><div>⬆️ prepare v3.0 release artifacts</div><div></div></div>	<div><div>🔍 CALC-1342</div><div>⬆️ As a user, I can calculate the sum of two positive numbers</div><div>v3.0 - OK</div></div>	<div><div>🔍 CALC-1185</div><div>⬆️ Test Execution for Test Plan CALC-1184</div><div></div></div>
<div><div>🔍 CALC-1250</div><div>⬆️ amazing requirement</div><div>v3.0 - OK</div></div>	<div><div>🔍 CALC-983</div><div>⬆️ As a user, I can calculate the sum of 2 numbers</div><div>v3.0 - NOK</div></div>	<div><div>🔍 CALC-1186</div><div>⬆️ calculator crashed</div><div></div></div>
		<div><div>🔍 CALC-1187</div><div></div><div></div></div>

Filter Results: Calculator Requirements

T	Key	Summary	P	Requirement Status
🔍	CALC-1523	st2	⬆️	v3.0 - OK
🔍	CALC-1522	sample story	⬆️	v3.0 - NOTRUN
🔍	CALC-1517	CLONE - st1	⬆️	v3.0 - NOTRUN
🔍	CALC-1513	st1	⬆️	v3.0 - NOTRUN
1-4 of 112				1 2 3 4 5 6 7 8 9 ▶



Learn more

For more information on Requirement Status calculation, please see [Coverage Analysis](#).

Revision

The system revision (or code revision) being tested in the context of a given Test Execution. It is an open field that can contain the Git commit hash or the SVN revision, for example. Some users use it to put the build number/identifier.

Steps Count

Number of Steps in a Manual Test.

Test Type

The Test type (e.g., Manual, Cucumber, Generic).

TestRunStatus


Whenever we're speaking about the status associated with a Test, we may be talking about different things:

- workflow status associated to the Test issue (e.g., "New", "In Progress", "Closed")
- (coverage) status for some version, taking into account the runs made for that Test in some version of the system
- "TestRunStatus" custom field, which we will detail next

The "TestRunStatus" custom field is a **calculated** field, usable in the context of Test issues, that calculates the "status" (not the workflow status) of the Test for a specific version, considering the executions (i.e., test runs) for that version. The version for which it calculates the status depends on the behavior defined in a global configuration ([see configuration details here](#)).

The calculated value for the field also depends on the Test Environments, if they're being used (as mentioned [here](#)). For example, you may prefer to always show the latest test run result regardless of the version. Or, you may prefer to show the status of the latest run executed on the earliest version yet to be released (i.e., the next version). In the latter case, it takes into account the order of the versions within the project settings page.

Although a Test in Xray is essentially a test case template, i.e., not related to any execution whatsoever, you can add this field to the Test view screen as a way to display the current status for some version right on the "test template" screen (i.e., Test).



Calculator / CALC-1492

Cucumber Test As a user, I can calculate the sum of two number

EditCommentAssignMoreStart ProgressResolve IssueClose IssueAdmin

Details

Type:TestStatus:NEW (View Workflow)

Priority:MajorResolution:Unresolved

Affects Version/s:NoneFix Version/s:v3.0


Component/s:None

Labels:None

TestRunStatus:v3.0 - TODO

Donation

Pie Chart: Calculator Tests



TestRunStatus	Total Issues: 422
TODO	20%
PASS	18%
FAIL	7%
ABORTED	2%
EXECUTING	1%

JIRA

DashboardsProjectsIssuesBoardsStructureeasyBIExploratory SessionsTestsCreate

Search

Search Save asShareExport

project = CALC AND issuetype in (Test) ORDER BY cf[10700] ASC, created ASC

1-50 of 422

T	Key	Summary	P	Status	Created	TestRunStatus ↑
	CALC-1408	t1	Major	NEW	25/Aug/17	v3.0 - ABORTED
	CALC-987	Generic Test As a user, I can calculate the sum of 2 numbers	Major	NEW	15/Feb/17	v3.0 - EXECUTING



Please note

At first glance, the name of this custom field may be a bit misleading. Although it is named "TestRunStatus", don't confuse it with the status (i.e., the result) of some recorded Test Run.

As mentioned above, the TestRunStatus custom field eventually takes into account many Test Runs.

This field is searchable, so you can create statistics with it or use it in gadgets. If you want to do a search based on it, please see the proper syntax [here](#).

Test Plans associated with a Test

Test Plan(s) issue(s) associated with this Test.

Test Sets associated with a Test

Test Set(s) issue(s) associated with this Test.

Test Count

Number of Tests within a Test Set or a Test Plan issue.

Tests association with a Pre-Condition

Tests associated with the Pre-Condition.

Tests associated with a Test Plan

Tests associated with the Test Plan.

Test Plan Tests Filter

Associate a saved filter as a source of Tests for this Test Plan

Tests association with a Test Set

Tests associated with the Test Set.

Tests association with a Test Execution

Tests associated with the Test Execution.

Test Environments

The Test Environment(s) associated with a given Test Execution. This is an open field, similar to a label; you should try to reuse existing Test Environments. By default, it is empty.

Test Execution Defects

Shows the number of defect issues associated with a Test Execution issue. These can be directly linked with the issue using Jira issue links or defects that were created during the Test Runs.

Dataset values

Shows the number of iterations associated with the issue.

Test Execution Status

This custom field provides information about the progress (i.e., the "Overall Execution Status") of the Test Execution issue.

It can be used in gadgets, included in the cards of Agile boards, or used as a column in the Jira issues listing.

This field is non-searchable.

Filter Results: Calculator Test Executions			
Key	Summary	Fix Version/s ↑	Test Execution Status
CALC-1505	Execution results - TEST-com.xpand.java.CalcTest.xml - [1506694583989]	v3.0	<div></div>
CALC-1510	Ad-hoc execution for CALC-1507	v3.0	<div></div>
CALC-1508	Ad-hoc execution for CALC-1507	v3.0	<div></div>
CALC-1499	Execution results - TEST-com.xpand.java.CalcTest.xml - [1506517419918]	v3.0	<div></div>
CALC-1496	Test Execution for Test Plan CALC-1495	v3.0	<div></div>
1-5 of 419		1 2 3 4 5 6 7 8 9 ▶	

JIRA

Dashboards

Projects

Issues

Boards

Structure

easyBI

Exploratory Sessions

Tests

Create

Search

Search

Save as

Share

Export

project = CALC and issuetype in ("Test Execution", "Sub Test Execution")

?

Q

Sub Test Execution

Syntax Help

Hit Esc to close

T	Key	Summary	P	Status	Created	Due	Test Execution Status
	CALC-1531	Test Execution for cucumber Execution	⬆	RESOLVED	10/Oct/17		<div></div>
	CALC-1530	Execution results - TEST-com.xpand.java.CalcTest.xml - [1507657870870]		RESOLVED	10/Oct/17		<div></div>
	CALC-1527	Ad-hoc execution for CALC-1524		RESOLVED	10/Oct/17		<div></div>
	CALC-1526	Ad-hoc execution for CALC-1524		RESOLVED	10/Oct/17		<div></div>
	CALC-1525	Ad-hoc execution for CALC-1524		RESOLVED	10/Oct/17		<div></div>
	CALC-1519	CALC-1517 / CLONE - Sub Test Execution for CALC-1513	⬆	NEW	09/Oct/17		<div></div>

Test Set Status

The "Test Set Status" custom field is a **calculated** field, usable in the context of Test Set issues, that calculates the "status" (not the workflow status) of all the Tests within the Test Set, for a specific version, considering the executions (i.e., test runs) for that version. The version for which it calculates the status depends on the behavior for that field defined in a global configuration ([see configuration details here](#)).

Although a Test Set in Xray is basically a list of Tests, i.e., not related to any execution whatsoever, you can add this field to the Test Set view screen as a way to display the current status of the Tests that are part of it in some version. This can be quite useful if you have some critical Test Sets and you want to quickly have a high-level idea of the status of the Tests that belong to it.

This field is non-searchable.



Security related tests

[Edit](#) [Comment](#) [Assign](#) [More ▾](#) [Start Progress](#) [Resolve Issue](#) [Close Issue](#) [Admin ▾](#)

Details

Type: [Test Set](#) Status: **NEW** ([View Workflow](#))
Priority: [Major](#) Resolution: Unresolved
Affects Version/s: None Fix Version/s: None
Component/s: None
Labels: None
Test Set Status:

Description

Filter Results: CALC Test Sets				
T	Key	Summary	P	Test Set Status
	CALC-1521	smoke tests	Major	
	CALC-1520	Security related tests	Major	
	CALC-1422	arithmetic operations	Major	
	CALC-1401	ts1	Major	
	CALC-1384	arithmetic operations	Major	
1–5 of 105				1 2 3 4 5 6 7 8 9 ▶

Test Plan Status

This custom field provides information about the progress (i.e., the "Overall Execution Status") of the Test Plan issue.

It can be used in gadgets, included in the cards of Agile boards, or used as a column in the Jira issues listing.

This field is non-searchable.

Filter Results: Calculator Test Plans for v3.0				
T	Key	Summary	P	Test Plan Status
	CALC-1495	all my relevant tests for v3.0		
	CALC-1474	CLONE - sample addition tests for v3.0		
	CALC-1404	testplan1		
	CALC-1385	my plan of the relevant tests for v3.0		

XJIRA

Dashboards ▾

Projects ▾

Issues ▾

Boards ▾

Structure ▾

easyBI

Exploratory Sessions ▾

Tests ▾

Create

Search

Search

Save as

Share

project = CALC and issue type in ("Test Plan")

?

1-43 of 43

T	Key	Summary	P	Status	Created	Test Plan Status
	CALC-1495	all my relevant tests for v3.0		NEW	27/Sep/17	<div></div>
	CALC-1474	CLONE - sample addition tests for v3.0		NEW	22/Sep/17	<div></div>
	CALC-1404	testplan1		NEW	25/Aug/17	<div></div>
	CALC-1385	my plan of the relevant tests for v3.0		IN PROGRESS	28/Jul/17	<div></div>
	CALC-1366	all my relevant tests for v3.0		NEW	25/Jul/17	<div></div>

Calculator Board Enhanced with Testing

0 days remaining Complete Sprint

Board

Sprint 1

QUICK FILTERS:
 [Only My Issues](#)
[Recently Updated](#)

To Do	In Progress	Done
<div> <div>CALC-962</div> <div>As a user, I can calculate add positive numbers</div> <div>v3.0 - NOTRUN</div> </div> <div> <div>CALC-970</div> <div>calculator screen does not show anything</div> </div>	<div> <div>CALC-1232</div> <div>regression tests</div> <div></div> </div> <div> <div>CALC-1373</div> <div>As a user, I can calculate the sum of two numbers</div> <div>v3.0 - NOTRUN</div> </div>	<div> <div>CALC-1178</div> <div>As a user, I can calculate the sum of 2 numbers</div> <div>v3.0 - NOTRUN</div> </div> <div> <div>CALC-1184</div> <div>sample addition tests for v3.0</div> <div></div> </div>

Adding your own custom fields

You may add CFs to Tests, however, they're not copied to the Test Run. Custom fields in Tests can be seen as complementary, non-relevant information.

Adding custom fields is not limited to the Test issue type; they can also be added to other Xray issue types, including the Test Execution and the Test Plan. For example, in the Test Execution, you could add a custom field to identify the browser version. Note that, in this example, if you wanted to analyze your Test Execution per browser, it would be preferable to use the Test Environments custom field instead; otherwise, you can add some custom fields to the Test Execution if their purpose is just to add more context to it.

Calculator / CALC-1466

Test Execution for Test Plan CALC-1404

Edit

Comment

Assign

More

Close Issue

Reopen Issue

Admin

Details

Type:

Test Execution

Status:

Affects Version/s:

None

Resolution:

Component/s:

None

Fix Version/s:

Labels:

None

Test Environments:

None

Test Plan:

CALC-1404

Add field

Where is my field?

Permission helper

Notification helper

Add Field

Name*

Browser Version

Browser Version (Create new field)

Create field

Cancel

Select a Field Type

Free text field

Text field

Text Field (multi-line)

Text Field (single line)

A multiline text area custom field to allow input of longer text strings.

A basic single line text box custom field to allow simple text input.

Find more custom fields

Previous

Next

Cancel

Calculator / CALC-1466

Test Execution for Test Plan CALC-1404

Edit

Comment

Assign

More

Close Issue

Reopen Issue

Admin

Details

Type:

Test Execution

Status:

RESOLVED (View Workflow)

Affects Version/s:

None

Resolution:

Fixed

Component/s:

None

Fix Version/s:

v3.0

Labels:

None

Test Environments:

None

Test Plan:

CALC-1404

Browser Version:

IE11

Recommendations

- Don't reinvent the wheel. Use standard fields, such as labels and components, and avoid unnecessary creation of custom fields.
- Remember that custom fields added to Tests are not copied to Test Runs, so they're volatile/informative only; they're not part of the specification.
- Do not create new custom field using an Xray Custom Field Type.



Xray provides several Custom Fields Types such as: Automated Test Type Select List (single choice) , Manual Steps , Manual Steps Count, Test Type and others. We do not recommend creating custom fields using Xray Custom Fields types.

We have an open suggestion ([XRAY-9653](#)) to remove this possibility in order to avoid issues. Please watch or vote to get more feedback on its progress.