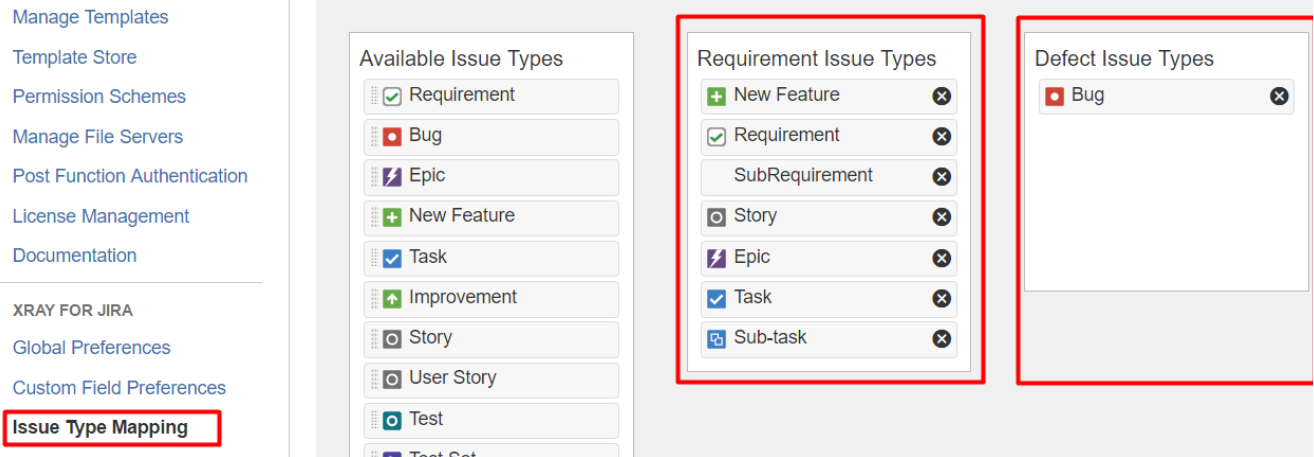


Quick Setup

After installing Xray, there are basically two steps you need to make or ensure before starting to use it.

Configure Requirements and Defects

In Jira's administration, in the Add-ons tab, go to Issue Type Mapping and configure what issue types should be considered as "requirements" and "defects".



Learn more

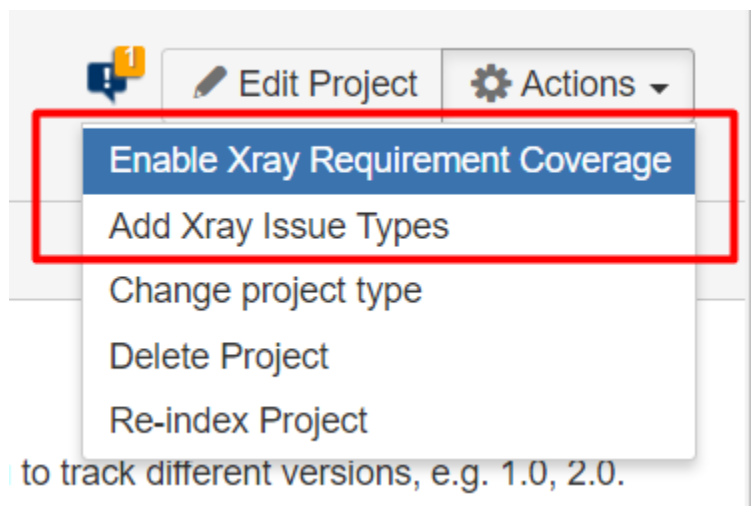
Refer to the specific [Issue Type Mapping](#) page or take a look at the extensive [Administration Settings](#) if you want to fine-tune Xray or adapt it to your specific needs.

Enable Xray in your projects

You can enable Xray for your existing projects or create a new project with both standard and Xray issue types.

For existing projects, in the project Administration page, go to Actions at the top right-hand side. You can either:

- set your project as a Requirements project by choosing "Enable Xray Requirement Coverage", so the requirements are covered by tests; or
- add Xray issues (i.e., Test, Test Set, Test Execution, Test Plan) to the project.



Please note

Since the Issue Type Scheme being used by your project may also be used by other projects, in order to add Xray's Issue Types from the project settings page you must belong to a group allowed to do so in Xray settings. The allowed groups to add Xray Issue Types can be defined in [this setting](#).




Learn more


- [Configure Jira project to be used as Requirements project](#)
- [Configure Jira project to be used as Xray Test Project](#)
- [Configuring Xray with an Existing Project](#)


If, instead, you want to quickly create a new project and use it to manage everything (e.g., requirements, defects, tests), go to the Jira Administration page for Projects. In the creation dialog, choose "Xray Test Project".


Create project


[View Marketplace Workflows](#)


 SOFTWARE


**Scrum software development**
Agile development with a board, sprints and stories. Connects with source and build tools.

**Kanban software development**
Optimise development flow with a board. Connects with source and build tools.

**Basic software development**
Track development tasks and bugs. Connects with source and build tools.

 BUSINESS

**Xray Test Project**
Create a JIRA project using the Xray default issue types and screen configuration.

 Project management

[Import a project](#) | [Create with shared configuration](#)

[Next](#)

[Cancel](#)

Learn more

See [Creating a Test Project using an Xray Template](#).