

# Freeze Scenarios





- [Overview](#)
- [How is this useful?](#)

## Overview

Learn how to ensure specific scenarios do not change even when you are updating your model. What if we want to test an Airplane Ticket Reservation scenario, but need to edit it after completing some execution?

Let's assume this is the initial model state:

Flying From (3)	India	the Philippines	the United States
Flying to (3)	the United States	the Philippines	India
Class (3)	Coach	Business	First
Seat Preference (2)	None	Selected	
Adults (2)	1	More than 1	
Children (3)	0	1	More than 1

Search... 11 scenarios and 106 2-way interactions  

# ^	Flying From	Flying to	Class	Seat Preference	Adults	Children
1	India	the United States	Coach	None	1	0
2	the Philippines	the Philippines	Coach	Selected	More than 1	1
3	the United States	India	Coach	Selected	1	More than 1
4	the United States	the Philippines	Business	None	More than 1	0
5	the Philippines	India	First	None	1	0
6	India	the United States	Business	Selected	1	1
7	the United States	the United States	First	None	More than 1	1
8	India	the Philippines	First	Selected	1	More than 1
9	the Philippines	the United States	Business	None	More than 1	More than 1
10	India	India	Business	<i>Selected</i>	More than 1	1
11	<i>the United States</i>	<i>the Philippines</i>	<i>Coach</i>	Selected	<i>1</i>	0

1

On the Scenarios screen, click the “Freeze these Scenarios” button located in the top right, just above your first created test.

Search...

11 scenarios and 106 2-way interactions

Freeze these Scenarios

#	Flying From	Flying to	Class	Seat Preference	Adults	Children
1	India	the United States	Coach	None	1	0
2	the Philippines	the Philippines	Coach	Selected	More than 1	1
3	the United States	India	Coach	Selected	1	More than 1
4	the United States	the Philippines	Business	None	More than 1	0
5	the Philippines	India	First	None	1	0
6	India	the United States	Business	Selected	1	1
7	the United States	the United States	First	None	More than 1	1
8	India	the Philippines	First	Selected	1	More than 1
9	the Philippines	the United States	Business	None	More than 1	More than 1
10	India	India	Business	Selected	More than 1	1
11	the United States	the Philippines	Coach	Selected	1	0

2

You will be faced with the following warning message, reminding you that freezing your test cases should only be done when there is a valid reason to do so.

If there is a valid reason to freeze the tests and you do wish to continue, click the "Freeze" button.

## Freeze these Scenarios



Freezing scenarios is **usually not desirable** and will result in **less efficient scenarios** going forward as your test plan evolves.

Freezing should only be done if there's an important reason to preserve **these exact scenarios**. Some possible examples are:

- Investment in determining expected outcomes of these specific scenarios
- Investment in automating these exact scenarios that's not simply data-driven

Freezing these scenarios will result in **11 new forced interactions**.

Are you sure you wish to continue?


Cancel

Freeze

3

Once you click "Freeze," your existing test cases will be "frozen" as Forced Interactions.

Here's what that looks like now. All of our tests have been "frozen" as the combinations of forced parameter values.

 Unfreeze	Name	Description	Forced Parameter Values
	Frozen Scenario 1		Flying From = India Flying to = the United States Class = Coach Adults = 1
	Frozen Scenario 2		Flying From = the Philippines Flying to = the Philippines Class = Coach Adults = More than 1
	Frozen Scenario 3		Flying From = the United States Flying to = India Class = Coach Adults = 1
	Frozen Scenario 4		Flying From = the United States Flying to = the Philippines

## How is this useful?

Let's add another parameter, "Amount of Luggage". At this point, we may have already run some of these scenarios, so we don't want to have to re-do any of them, even if Xray Test Case Designer could reduce the total number. By freezing the previous 11 tests, Xray Test Case Designer will keep them as they are, and simply add a couple scenarios to pair all of the new values – the numbers of luggage – with every other value.

Amount of luggage (3)

0

1

2 or more

Here are the new tests. Note the initial 11 scenarios are still present. We've simply added a few more.

#### A) Airplane Ticket Reservation

#	Flying From	Flying to	Class	Seat Preference	Adults	Children	Amount of luggage
1	India	the United States	Coach	None	1	0	0
2	the Philippines	the Philippines	Coach	Selected	More than 1	1	1
3	the United States	India	Coach	Selected	1	More than 1	2 or more
4	the United States	the Philippines	Business	None	More than 1	0	1
5	the Philippines	India	First	None	1	0	2 or more
6	India	the United States	Business	Selected	1	1	0
7	the United States	the United States	First	None	More than 1	1	2 or more
8	India	the Philippines	First	Selected	1	More than 1	0
9	the Philippines	the United States	Business	None	More than 1	More than 1	1
10	India	India	Business	Selected	More than 1	1	2 or more
11	the United States	the Philippines	Coach	Selected	1	0	2 or more
12	India	India	First	None	1	0	1
13	the Philippines	India	Coach	None	More than 1	0	0
14	the United States	India	Coach	None	1	0	0

Here's what the differences could have looked like if we had not frozen our initial 11 tests.

Notice how Test Case 3 contained the following while frozen:

- USA
- India
- *Coach*
- Selected
- 1
- *More than 1*
- 2 or more

If we unfroze, Test Case 3 could contain the following:

- USA
- India
- *First*
- Selected
- 1
- 0
- 2 or more

Therefore, we would have needed to re-run our initial scenarios. If we still wanted to unfreeze, we can do so by navigating to the Forced Interactions page and simply clicking the "Unfreeze" button in the top left.