

Custom Fields and Screen Configuration

Screens

Upon Xray installation, the following screens are created in your Jira installation. These screens include native fields, custom fields and sections specific to Xray that are particular to each issue type. These screens can be configured after they are installed. For each Xray issue type, a specific screen scheme is also created to configure which screens will be mapped to specific actions.

Name	Screen Schemes
Xray Default Test Screen This is the default screen for test issue type scheme	Default Xray Test Screen Scheme
Xray View Test Screen This is the view operation screen for test issue type scheme	Default Xray Test Screen Scheme
Xray Default Test Set Screen This is the default screen for test set issue type scheme	Default Xray Test Set Screen Scheme
Xray View Test Set Screen This is the view operation screen for test set issue type scheme	Default Xray Test Set Screen Scheme
Xray Default Pre-Condition Screen This is the default screen for pre-condition issue type scheme	Default Xray Pre-Condition Screen Scheme
Xray View Pre-Condition Screen This is the view operation screen for pre-condition issue type scheme	Default Xray Pre-Condition Screen Scheme
Xray Default Test Execution Screen This is the default screen for test execution issue type scheme	Default Xray Test Execution Screen Scheme
Xray View Test Execution Screen This is the view operation screen for test execution issue type scheme	Default Xray Test Execution Screen Scheme
Xray Default Sub-Test Execution Screen This is the default screen for the create/edit operations on Sub-Test Execution issues	Default Xray Sub-Test Execution Screen Scheme
Xray View Sub-Test Execution Screen This is the view operation screen for Sub-Test Execution issue type	Default Xray Sub-Test Execution Screen Scheme
Xray Default Test Plan Screen This is the default screen for the create/edit operations on Test Plan issues	Default Xray Test Plan Screen Scheme
Xray View Test Plan Screen This is the view operation screen for Test Plan issue type	Default Xray Test Plan Screen Scheme




Custom Fields



















Upon Xray installation, the following custom fields are created in your Jira installation. These custom fields are required for the normal operation of Xray. If these are not correctly configured for Xray issue types, you'll most likely experience errors. All Xray custom fields are included in the Jira **Default Field Configuration**. If you have specific field configurations for your project, please make sure to also include the Xray custom fields in these field configurations.













Learn more

For a more detailed explanation of each custom field provided by Xray, please take a look at [Using custom fields](#).

Field Name	Type	Available Context (s)	Screens
Begin Date The start date of the Test Execution or Test Plan	Date Time Picker	Issue type (s):   	<ul style="list-style-type: none"> Default Test Execution Screen

Conditions The Pre-Condition conditions	Pre-Conditions Editor	Issue type (s): 	<ul style="list-style-type: none"> • Default Pre-Condition Screen (Pre-Condition Details)
Cucumber Scenario The Cucumber Scenario clauses in Gherkin	Cucumber Test Steps Editor	Issue type (s): 	<ul style="list-style-type: none"> • Default Test Screen (Test Details)
Cucumber Test Type The Cucumber Scenario Type	Automated Test Type Select List (single choice)	Issue type (s): 	<ul style="list-style-type: none"> • Default Test Screen (Test Details)
End Date The completion date for the test execution	Date Time Picker	Issue type (s): 	<ul style="list-style-type: none"> • Default Test Execution Screen
Generic Test Definition The definition for automated generic Test	Generic Test Editor	Issue type (s): 	<ul style="list-style-type: none"> • Default Test Screen (Test Details)
Manual Test Steps The manual steps fields in JSON format	Manual Test Steps	Issue type (s): 	<ul style="list-style-type: none"> • Default Test Screen (Test Details)
Pre-Condition Type Choose the Pre-Condition Type. It must match the Test Type with which this Pre-Condition is associated	Pre-Condition Type Select List (single choice)	Issue type (s): 	<ul style="list-style-type: none"> • Default Pre-Condition Screen (Pre-Condition Details)
Pre-Condition association with a Test The Pre-Condition issue to associate with this Test	Pre-Condition Association with a Test	Issue type (s): 	
Requirement Status* The status of the Requirement	Requirement Status Custom Field		<ul style="list-style-type: none"> • Default Screen
Revision The system revision for the test execution	Text Field (single line)	Issue type (s): 	<ul style="list-style-type: none"> • Default Test Execution Screen
Steps Count Number of Steps in a Manual Test	Manual Test Steps Count	Issue type (s): 	
Test Execution Status The overall execution status for the tests in the test execution	Execution Status Custom Field	Issue type (s): 	
Test Plans associated with a Test Start typing to get a list of possible matches or press down to select from a list of existing Test Plans to associate with this Test	Test Plan Association with a Test	Issue type (s): 	<ul style="list-style-type: none"> • Default Test Screen (Test Plans)
Test Set Status* The execution status for the tests in the test set	Execution Status Custom Field	Issue type (s): 	
Test Sets associated with a Test Start typing to get a list of possible matches or press down to select from a list of existing Test Sets to associate with this Test	Test Sets Picker	Issue type (s): 	<ul style="list-style-type: none"> • Default Test Screen (Test Sets)
Test Type Choose the Test Type	Test Type Select List (single choice)	Issue type (s): 	<ul style="list-style-type: none"> • Default Test Screen (Test Details)
TestRunStatus* Latest Test Run final status	Test Run Status Custom Field	Issue type (s): 	
Tests association with a Pre-Condition Associated Tests with this Pre-Condition	Test Association with a Pre-Condition	Issue type (s): 	
Tests association with a Test Execution Associated Tests with this Test Execution	Test Execution association with Tests	Issue type (s): 	

Tests associated with a Test Plan Associated Tests with this Test Plan	Test Association with a Test Plan	Issue type (s): 	
Tests association with a Test Set Associated Tests with this Test Set	Tests Picker	Issue type (s): 	
Test Plan Status The aggregated execution status for the tests in the test plan	Test Plan Status Custom Field	Issue type (s): 	
Tests Count Number of Tests within a Test Set or a Test Plan issue	Issue Links Count	Issue type (s):  	
Test Environments Test Environment(s) associated with the Test Execution	Test Environments Custom Field	Issue type (s):  	<ul style="list-style-type: none"> • Default Test Execution Screen
Test Execution Defects Shows the number of defect issues associated with a Test Execution issue. These can be directly linked with the issue using Jira issue links or defects that were created during testing within Test Runs	Test Execution Defects	Issue type (s):  	
Test Repository Path The Test Repository Path for this issue	Test Repository Path	Issue type (s): 	<ul style="list-style-type: none"> • Default Test Screen (General)



Learn more

*The behavior of these fields (i.e., **TestRunStatus**, **Test Set Status** and **Requirement Status**) depends on the configuration that is detailed in the [Configuring Statuses Custom Fields](#) page.