

# Xray 3.0.0 Release Notes

11th December 2017

The Xray team is proud to announce the release of **Xray 3.0.0**.

Xray v3.0 introduces hierarchical test organization both at the project level (via the [Test Repository](#)) and at Test Plan level (via the [Test Plan Board](#)). It can be enabled or disabled, and works alongside existing entities, including Test Sets.

Discover the key features below 😊

- [Upgrading to Xray 3.0.0](#)
- [Release highlights](#)
  - [Test Repository](#)
  - [Test Plan Board](#)
  - [Tests ranking within the Test Plan](#)
  - [Tests Evolution Gadget](#)
  - [HP ALM/QC importer](#)
  - [Enhanced Documentation](#)
- [And more...](#)
  - [New Features and Bug Fixes in this release](#)

[Download the latest version](#)

## Upgrading to Xray 3.0.0



### Re-indexing JIRA

After installing version 3.0.0 of Xray, a **re-index** operation of your Jira instance is required. This will enable Xray custom fields to become searchable.

## Release highlights

## Test Repository

Xray v3.0 introduces the Test Repository concept which enables the hierarchical organization of Tests at the project level by allowing users to organize Tests in folders.

This is a different approach from the traditional way of organizing Tests in flat lists by using Test Sets, which was the only available method before Xray v3.0.

Users coming from legacy Test Management tools may find this approach more natural and intuitive. Other organizations may prefer to not enable this feature at all and continue using the Test Set approach instead. There are more some pros and cons on using this kind of organization, but both concepts can exist side-by-side.

A new custom field **Test Repository Path** for Test issues can be included in the respective screens to see the Test Repository folder to which the Test belongs.

Learn more about the Test Repository [here](#).

Test Repository for project CALC

...

All

(418)

Orphans

(313)

Test Repository

(105)

performance

0 (0)

components

92 (105)

component1

0 (0)

component2

13 (13)

security

0 (0)

+

✎

🗑

Test Repository / components / component2

Filter ▾

Showing 13 of 13 entries

NEW

⚠

CALC-1438

Test As a user, I can calculate the sum of two numbers

MANUAL

NEW

⚠

CALC-1421

Cucumber Test As a user, I can calculate the sum of two numbers

CUCUMBER

NEW

⚠

CALC-1093

Simple Test Case

MANUAL

NEW

⚠

CALC-1092

Test sum of two numbers

MANUAL

NEW

⚠

CALC-1085

Cucumber Test As a user, I can calculate the sum of 2 numbers

CUCUMBER

NEW

⚠

CALC-1111

TestCase - Searching after Logging out LoadTests

GENERIC

NEW

⚠

CALC-1109

Groovy DataSource

GENERIC

## Test Plan Board

The screenshot displays the 'Board for Test Plan CALC-1404'. On the left, a sidebar shows a tree view of folders: 'All' (8), 'Orphans' (0), 'Board' (8), 'sum operation' (3 (8)), 'positive numbers' (4 (4)), 'negative numbers' (1 (1)), 'division operation' (0 (0)), 'regression' (0 (0)), and 'security' (0 (0)). The 'positive numbers' folder is selected. The main area shows a board for 'sum operation / positive numbers' with a progress bar (green and red) and 'All Environments' and 'Filter' dropdowns. It lists four test entries:

ID	Type	Description	Status
CALC-736	Manual Test	As a user, I can calculate the sum of 2 numbers sd	FAIL
CALC-1179	Manual Test	As a user, I can calculate the sum of 2 numbers	PASS
CALC-1181	Generic Test	As a user, I can calculate the sum of 2 numbers	PASS
CALC-1180	Cucumber Test	As a user, I can calculate the sum of 2 numbers	PASS

While the Test Repository addresses the organization of Tests within the scope of a given project during the specification phase, the Test Plan Board does it at the planning level (and as consequence, at execution).

The Test Plan Board enables you to organize the Tests that are part of your Test Plan in multiple folders and sub-folders. Implicitly, you can also define the order of the Tests and the relevance of those grouped Tests (i.e., folders) by ranking them within the tree presented within the Board.

By providing you the ability to define groups and sub-groups (i.e., folders and sub-folders) for the Test Plan's Tests, you're able to track them independently and see right away their current status, even if the scope of the Test Plan is broader. You can also more easily do operations for those subsets of Tests, such as creating Test Executions.

Learn more [here](#).

# Tests ranking within the Test Plan

A long-awaited feature is the ability to rank Tests within the Test Plan, so it could be used for Test prioritization.

This ranking can then be taken into account for the Test Executions created from within the Test Plan.

Ranking of Tests within the Test Plan can be done in two ways: directly in the Test Plan issue screen (if hierarchical test organization is disabled) or in the Test Plan Board (if hierarchical test organization is enabled). This means you can rank Tests, whether you use hierarchies or not.

10

...

Overall Execution Status

2 PASS 1 FAIL 1 TODO

TOTAL TESTS: 4

FILTERS

Test Set

Assignee

Status

Component

Test Environments

Search

All

All

Contains text

Clear

Show 10 entries

All Environments

Columns

Key

Summary

Requirements

#Test Executions

Issue Assignee

Latest Status

1

Manual Test As a user, I can calculate the sum of two number

CALC-1489, CALC-1523

8

Administrator

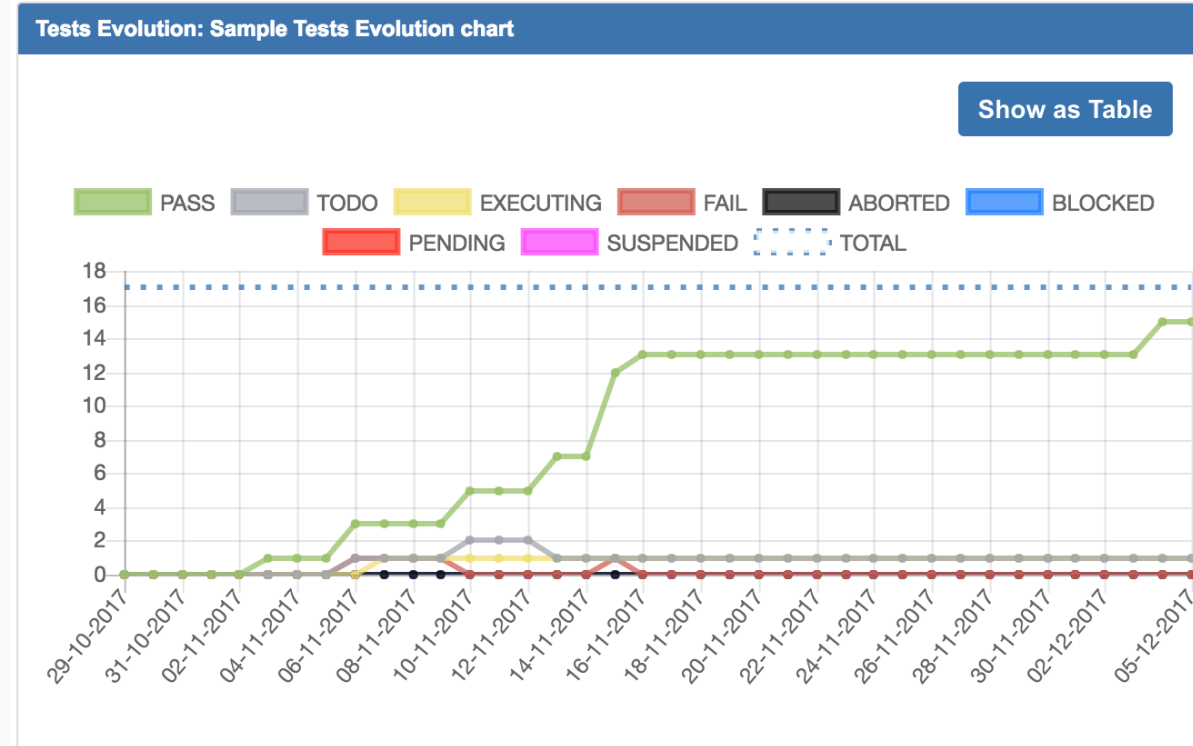
FAIL

...

Move to...

Remove

## Tests Evolution Gadget



The new Tests Evolution gadget enables you to see, at a glance, the evolution/trend of the status of a group of Tests, taking into account the results of those Tests in certain Test Executions.

The calculated status (e.g., TODO, PASS, FAIL, etc.) of the Tests per day is shown.

Possible usage scenarios:

- see the progress of the calculated status of certain Tests for a specific version
- see the progress of the calculated status of certain Tests for a specific version on a specific Test Environment
- see the progress of the calculated status of Tests in a given Test Plan, taking into account the Test Executions associated with the Test Plan.

Learn more [here](#).

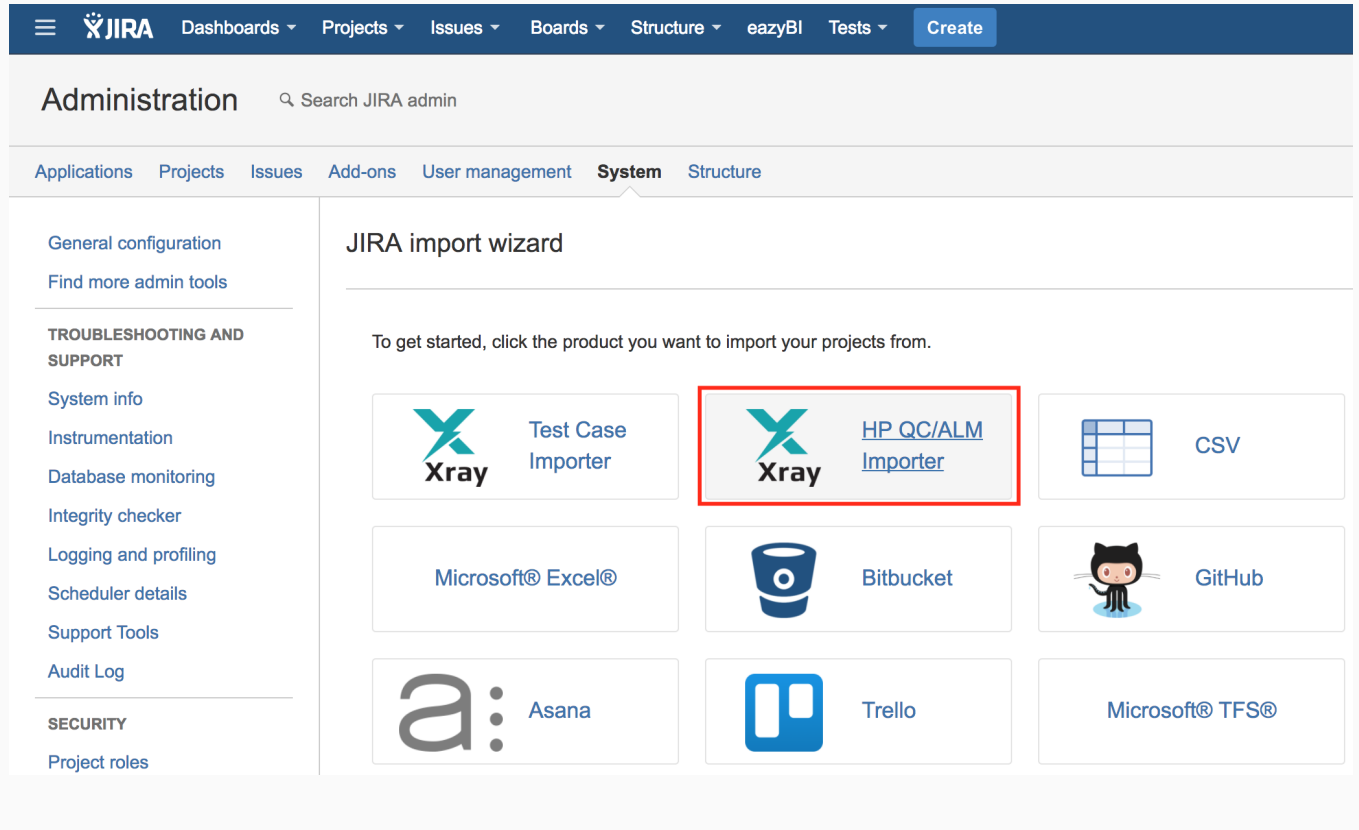
## HP ALM/QC importer

Xray v3.0 provides a built-in basic test importer for HP ALM/QC v12.5x.

It can import test cases from HP ALM's "Test Plan" (not in any way related with Xray's Test Plan issue) by using HP ALM's REST API.

The current implementation is essentially limited to importing manual test specifications, their steps and their attachments.










Learn more [here](#).



The screenshot shows the JIRA Administration interface. The top navigation bar includes 'Dashboards', 'Projects', 'Issues', 'Boards', 'Structure', 'easyBI', 'Tests', and a 'Create' button. The 'Administration' section is active, with a search bar and tabs for 'Applications', 'Projects', 'Issues', 'Add-ons', 'User management', 'System', and 'Structure'. The 'System' tab is selected, leading to the 'JIRA import wizard'. On the left, a sidebar lists various configuration and support options. The main content area displays a grid of importers. The 'HP QC/ALM Importer' is highlighted with a red border. Other visible importers include 'Test Case Importer', 'CSV', 'Microsoft® Excel®', 'Bitbucket', 'GitHub', 'Asana', 'Trello', and 'Microsoft® TFS®'.

**JIRA import wizard**

To get started, click the product you want to import your projects from.

-  Test Case Importer
-  [HP QC/ALM Importer](#)
-  CSV
-  Microsoft® Excel®
-  Bitbucket
-  GitHub
-  Asana
-  Trello
-  Microsoft® TFS®

## Enhanced Documentation

The entire documentation was reviewed for form and clarity, and was also expanded in terms of content.

Some new pages worth giving a look: [User Guide](#), [How to implement QA in your projects](#), [Advanced usage](#), [Tips for planning tests](#), [Using custom fields](#), [Test Versioning](#), [Time Tracking](#), [Importing Manual Tests using Test Case Importer](#), among others.

Specific documentation is provided for the new features, including: [Overview of the Test Repository](#), [Test Repository](#), [Overview of the Test Plan Board](#), [Test Plan Board](#), [Importing tests from HP ALM/QC](#).


























New tutorials covering integration with Micro Focus' UFT Pro (LeanFT) are provided: [Testing using UFT Pro \(LeanFT\) and JUnit in Java](#), [Testing using UFT Pro \(LeanFT\) and NUnit in C#](#).















We invite you to explore Xray's complete documentation, starting with the [Xray Documentation Home](#) page.

## And more...

Administration	JQL functions	Other
<ul style="list-style-type: none"> <li>Greater control of who can add Xray Issue Types in Project settings</li> <li>Enable/disable hierarchical Test organization</li> <li>Ability to define the project roles allowed to edit the Test Repository</li> <li>Ability to change the Test Run's started date</li> </ul>	<ul style="list-style-type: none"> <li>Improved testExecutionTests() JQL function for obtaining Tests of a Test Execution by the "executed by"</li> <li>testRepositoryFolderTests() JQL function for obtaining tests within a Test Repository folder</li> <li>testPlanFolderTests() JQL function for obtaining tests within a Test Plan Board folder</li> </ul>	<ul style="list-style-type: none"> <li>Test Set filter in Test Execution screen shows only relevant Test Sets</li> <li>Xporter improvements related to displaying info about Xray attachments on Tests and Test Runs</li> <li>Test Case Importer <ul style="list-style-type: none"> <li>Comments</li> <li>DateTime fields</li> <li>Test Repository folder (for existing folders)</li> </ul> </li> <li>Inherit dates for planned Test Executions, from the Test Plan</li> <li>Ability to change the Test Run's started date</li> </ul>

## New Features and Bug Fixes in this release

Key	Summary	T	Created	P	Status	Resolution
XRAY-1424	Create database model and repository for the project structure		Mar 24, 2017		CLOSED	Fixed
XRAY-1371	Create the interface for CRUD operation on folders		Mar 15, 2017		CLOSED	Fixed
XRAY-1814	As a user, Test Executions created from the Test Plan should have Tests ranked		Jul 11, 2017		CLOSED	Done
XRAY-2279	Set the translations labels (de, es) from the official translator		Nov 29, 2017		CLOSED	Done
XRAY-409	Allow configuration of which Test columns appear when viewing a Test Set		Apr 13, 2015		SHIPPED	Done
XRAY-2227	update filters for gadgets to be consistent, whenever a filter is intended not to be applied		Nov 10, 2017		CLOSED	Done
XRAY-2147	Keep the numerical order of a test set when adding it to a test plan		Oct 18, 2017		CLOSED	Done
XRAY-1945	migration of QC HTML fields to wiki markup		Aug 17, 2017		CLOSED	Fixed
XRAY-2281	Dialog should close and the request should be processed asynchronously in background		Nov 29, 2017		CLOSED	Done
XRAY-2245	This feature shall also be available in the 'default' test exec create screen which is shown when there are 'required' TE fields		Nov 15, 2017		CLOSED	Fixed
XRAY-2026	Message is not clear		Sep 06, 2017		CLOSED	Fixed
XRAY-1977	The context menu options (add to/create) TestSet, Plan and Execution must be supported on Test Repository folder		Aug 23, 2017		CLOSED	Done
XRAY-1986	Protect Test Repository REST services to populate full exception to Client Side.		Aug 25, 2017		CLOSED	Done

XRAY-2229	Infinite scroll does not work on Test Plan Board.		Nov 10, 2017		<button>CLOSED</button>	Fixed
XRAY-2231	Test Executions created from the Test Plan should be linked to the Test Plan by default		Nov 13, 2017		<button>CLOSED</button>	Fixed
XRAY-2169	expand/collapse all does not take into account just the selected folder		Oct 20, 2017		<button>CLOSED</button>	Fixed
XRAY-2175	When adding Tests to a folder, in the dialog, in advanced search mode the JQL is forcing always the same project		Oct 24, 2017		<button>CLOSED</button>	Fixed
XRAY-2219	When moving a Test from All to a folder where it already exists a message is displayed telling that the Test was moved successfully		Nov 08, 2017		<button>CLOSED</button>	Fixed
XRAY-2218	When moving a folder to its own folder, an error message is displayed informing it was unable to be moved		Nov 08, 2017		<button>CLOSED</button>	Fixed
XRAY-2211	jql search box has a fixed width and autocomplete does not work		Nov 06, 2017		<button>CLOSED</button>	Fixed

Showing 20 out of 124 issues