

Test Sets List Report

Shows a list of Test Sets and their attributes, along with an overview of the calculated status for the Tests that are part of the Test Set, for the selected version or Test Plan, and/or Test Environment.



Purpose

The Test Sets List Report shows a list of Test Set issues and their corresponding execution status, for some defined scope. The status is shown as a progress bar and is calculated based on the analysis & scope (i.e., on how you want to analyze the Tests). This allows a transversal analysis of the Tests Sets for a project in a particular version and environment.

The status of a Test Set (i.e., status of the Tests belonging to a Test Set) is calculated based on the latest consolidated results obtained for the Tests (see how the status of a Test is calculated [here](#)).

Possible usage scenarios:

- see what Test Sets exist for a project, based on some additional criteria
- quickly analyze how certain Tests belonging to some Test Sets are doing, for some version or/and for some Test Environment

How to use

This report is accessible either from the **Xray** icon on the project left sidebar or from the standard **Reports** icon, which includes other kinds of reports besides Xray.


Test Sets List


 Share


 Export


Analysis & Scope




Filters

Scope: Version Version: 1.0 Final Status 

Project: Book Store 

10 

Columns 

Key 	Summary 	Fix versions 	Test Count 	Status
STORE-98	Password validation		4	<div><div></div></div>
STORE-90	TS - Regression Tests		1	<div><div></div></div>
STORE-42	Subscription		2	<div><div></div><div></div></div>
STORE-41	Account Tests		5	<div><div></div><div></div></div>

At the top of the report, you have some options that need to be configured.

- **Analysis & Scope:** how to analyze the issues (more info on [Coverage Analysis](#))
- **Filters:** the source data for the report (e.g. Test Set issues) and how to evaluate the status for each one of the item being shown.
 - **Advanced:** a JQL query to filter the coverable issues
 - **Basic:**
 - **Project:** project

- **Assignee:** the issue's assignee
- **Component:** the component assigned to the issue
- **Fix Versions:** versions assigned to the issue
- **Resolution:** the workflow resolution
- **Status:** the workflow status
- **Contains:** the full issue key or part of the summary

Filters

Project: Bookstore

Basic

Advanced

Project

Bookstore

Assignee

Select...

Component

Select...

Status

Select...

Fix versions

Select...

Resolution

Select...

Saved Filter

Select...

Contains

More

Clear

Reset to default

Apply

Cancel



Please note

By default, only the Test Sets from the selected project are shown. To show the Test Sets from different projects, you have to use a saved filter.

Columns

Aside from the available custom fields for Test Sets issues, there are some special columns that can be included:

Metric	Notes
Test Count	Number of Tests within each Test Set
Status	The calculated status for the Tests that are part of the Test Set, based on the defined Analysis & Scope

Example


Test Sets List


 Share


 Export


Analysis & Scope





Filters

Scope: Latest Final Status 

Project: Book Store 

10 

Columns 

Key 	Summary 	Fix versions 	Test Count 	Status
STORE-98	Password validation		4	<div><div></div></div>
STORE-90	TS - Regression Tests		1	<div><div></div></div>
STORE-42	Subscription		2	<div><div></div></div>
STORE-41	Account Tests		5	<div><div></div></div>

Prev 1 Next

Total 4 issues

Exporting the Report

The report can be exported to a CSV file, which will export up to 1000 issues and not just the visible ones.


Click on **Export** and select **To csv**.



Share

To share the report click the **Share** button and then click the copy icon to copy the link to clipboard after this you can send the link to other users who can then view the report with the same filters. This link will be deleted if it's not used for more than 6 months.

 Share

 Export

Analysis & Scope

Filters

Scope: Latest Final Status ▼

Project: Demonstration ▼

100 ▼

Columns ▼

 Share

Share Report

/plugins/servlet/ac,



This link will become invalid after not being used for 6 months.

Close