

Xray 4.0.0 Release Notes

24 June 2020


The Xray team is proud to announce the release of **Xray 4.0.0**.

This version features a **revamp of the manual test steps UI** and the ability to configure new **Test Step Custom Fields** per project.

Another major feature in this release is **Test Run Custom Fields**. When executing Tests, users can now add additional information to the Test Runs. Test Run custom fields can also be configured by project.

As part of our continuous improvement, more performance enhancements have also been included in this version, especially when importing executions results.

Discover the key features below. 😊



- [Upgrade Notes](#)
 - [Upgrading Xray to 4.0.x](#)
 - [Downgrading from Xray 4.0.x](#)
 - [Historical Coverage Gadget](#)
- [Release highlights](#)
 - [Revamped Test Steps UI](#)
 - [Test Step Custom Fields](#)
 - [Test Run Custom Fields](#)
 - [Performance improvements](#)
- [Just one more, yet important, thing...](#)
- [New Features and Bug Fixes in this release](#)

Upgrade Notes

Upgrading Xray to 4.0.x

If you are upgrading from a version lower than 3.2, this implies that an upgrade task will run to pre-calculate historical data. This action is a one time action and it will run in the background so that Xray is still available during the upgrade. A **re-index** operation of your Jira instance is required so that the internal data becomes searchable and usable by Xray.



Please be aware that this upgrade task will run immediately after updating Xray. As this operation can take some time and use a considerable amount of server resources, we suggest scheduling the upgrade of Xray outside of business hours. It is always possible to cancel the recalculation operation in the Xray configuration section Custom Fields Maintenance.

If you are upgrading from v3.2.x or v3.3.x to v4.0, you must recalculate data in the Xray configuration section Custom Fields. This recalculation is necessary because of the huge improvement in the amount of data that Xray needs to add to the table and to the Lucene indexes.



As this operation can take some time and use a considerable amount of server resources, we suggest scheduling the upgrade of Xray and the recalculation of the custom fields, outside of business hours.

Downgrading from Xray 4.0.x

Downgrading from Xray 4.0.x to a version less than 3.2.0 implies that you must perform a re-index afterward. This is because from Xray 3.2.0 onwards, the content and format of what Xray indexes has changed.

Historical Coverage Gadget

Some configuration parameters for this gadget were modified as a result of supporting multiple projects whenever using a saved filter as a source. It is possible that some users will get errors on the gadget after downgrading from 4.0.x. If this happens, please edit the configuration to ensure the gadget is configured properly.



Manual Test Steps (Export) custom field deleted

The Manual Test Steps (Export) has been removed in v4.0.

This custom field existed with the single purpose of presenting the Test Steps in HTML when Test issues were exported using the native Jira actions to Word or HTML.

However, you can now include the **Manual Test Steps** custom field on the Test issue screen if you need to export these issues into Word or HTML files.

For more information, please [click here](#).

Release highlights

Revamped Test Steps UI

The Test Steps UI has been redesigned to provide a better user experience when creating, editing, and viewing manual Test Steps.

Besides all the visual changes, you can now:

- Use the Jira WYSIWYG wiki markup editor and toolbar which are now provided directly on the text fields.
- Choose between two view modes: Grid or List.
- Expand and collapse steps.
- Create a new step in any position.
- Edit all steps in a dialog, taking advantage of the additional screen real-estate for managing Test Steps.

Learn more about this revamp of the Test Steps UI [here](#).

Test Steps dialog

Action*	Data	Expected Result
<div> <div>Grid</div> <div> <div>Style ▾</div> <div>B</div> <div>I</div> <div>U</div> <div>A ▾</div> <div>▾</div> <div>↺</div> <div>↻</div> <div>□</div> <div>≡</div> <div>≡</div> <div>⊖</div> <div>+ ▾</div> </div> <div>Open the Change Password screen by selecting the option "My Profile"</div> <div>User mention Table Code Preformatted Panel Horizontal ruler Speech recognition Text help Visual help</div> <div>Visual Text</div> <div>Attachments (0)</div> </div>	Enter value...	Enter value...
<div> <div>↑</div> <div>2</div> <div>Fill the password fields with data</div> <div>Attachments (0)</div> </div>	Data Current Password: p4ssw0rd New Password: p4ssw0rd Confirm New Password: p4ssw0rd	Expected Result Error: *Current password is incorrect*
<div> <div>↑</div> <div>3</div> <div>Close error message and fill again the password fields with data</div> <div>Attachments (0)</div> </div>	Data Current Password: P4ssw0rd New Password: password Confirm New Password: password	Expected Result Error: *New password is too simple*
<div> <div>↑</div> <div>4</div> <div>Close error message and fill again the password fields with data</div> <div>Attachments (0)</div> </div>	Data Current Password: P4ssw0rd New Password: P4ssw0rd Confirm New Password: P4ssw0rd	Expected Result Information message: *Password successfully changed*

Test Steps dialog

Grid

+

Add Step

↓

Attachments (0)

↑

9

Execution Domain

BACKOFFICE

Action

Click on the **Execute** order button.

Data

None

Expected Result

The order status must now be **Processing**.

↓

Attachments (0)

↑

10

Execution Domain

DBMS

Action

Execute the following database script.

Data

SELECT * FROM ORDERS WHERE ID = <ORDER_ID>

Expected Result

This must return the database order row with the following information:

- **Status:** "PROCESSING"
- **Source:** "Backoffice"

↓

Attachments (0)

↑

11

Execution Domain

POSTMAN

Action

Execute the following request.

Data

https://staging-server.local:8682/store/order/<ORDER_ID>

Expected Result

The following response must be returned:

```
{
  "orderId": "<ORDER_ID>",
  "status": "PROCESSING",
  "source": "Backoffice",
  "items": [
    ...
  ]
}
```

↓

Attachments (0)

↑

12

Execution Domain

Backoffice

Email

Action

Click on **Finish** to close the order.

Data

Enter value...

Expected Result

The order status will now be **Resolved**.

The client receives an email with the package information from the carrier.

Attachments (0)

Done

Cancel

Test Step Custom Fields

Besides the revamp of the manual steps UI, Xray now features the ability to configure additional fields/columns for Test Step fields. It is also possible to hide/disable the native Xray fields for "Data" and "Expected Result." This way you can fully customize the columns for your manual Test Steps hiding native fields, and providing new fields.

Test Step custom fields can be text fields of course, but additional types are also available: Toggle Switch, Date Picker, Date Time Picker, Number, Radio Buttons, Select List, Select List (Multiple), Text (Multi-line), Text (Single Line).

It is also possible to configure **mandatory** fields, meaning users will not be able to create or edit a Test Step if any of the mandatory fields are not populated.

Test Step custom fields can be configured at the [project level](#), hence, these settings will not affect other Test projects within your Jira instance.

The **REST API** and **Test Case Importer** are also ready for Test Step custom fields.

Learn more about this feature [here](#).

Test Run Custom Fields

It is now possible to define additional Test Run custom fields. These fields can be useful to add extra information to Test Runs, usually only available during or after executing Tests.

Test Run custom fields can be configured by project and by Test Type. Therefore, these settings will not affect other projects within your Jira instance. For example, it is possible to have custom fields just for Manual Tests within a project.

Reporting

The Test Runs List report provides an additional column that displays the Test Run Custom Field values for each Test Run.

It is also possible to include these fields on the Tests data-table within the Test Execution issue.

What's next?

In the following releases, more features will be added:

- filtering based on Test Run custom field capabilities (within the Test Execution and Test Runs List report)
- importing execution results with Test Run custom field values using the Xray REST API format

Learn more about this feature [here](#).

[Book Store](#) / [Test Execution: STORE-44](#) / [Test: STORE-43](#)
[Load testing checkouts](#)

[Export Test as Text](#) [Return to Test Execution](#) [Next](#)

Execution Status **FAIL**


Started On: **01/Jun/20 2:30 PM** Finished On: **01/Jun/20 2:30 PM**

Assignee: **Admin** Versions: **v1.0**
Executed By: **Admin** Revision: **94875gbf8qun23f**
Tests -
environments:

Comment [Preview Comment](#)

Click to add comment

Execution Defects (0) [Create Defect](#) [Create Sub-Task](#) [Add Defects](#)


No defects yet...

Execution Evidence (1) [Add Evidence](#)

 [screenshot-1.png](#) 66 kB Just now


Execution Details

Test Description

None

Test Issue Links (1)

tests

 [STORE-31](#) As a visitor, I can Checkout items in my basket

[TO DO](#)

Custom Fields

Avg CPU usage*

Major 60% - 80%

Requests per second

16

Error rate*

4.3

Test Details

Test Type: Generic
Definition: jmeter.bookstore.checkout

Activity



Performance improvements

As part of our effort for continuous performance improvements, we have improved the import of execution results, either through the UI or the REST API. In some cases, these performance improvements can reach 50% improvement.

Improving performance is an ongoing effort for us, so you can expect additional enhancements to come ahead.

Please take a look at the resources, [Usage tips to improve performance](#), containing setup, and "best practices" for optimizing Xray performance.

Just one more, yet important, thing...

Documentation is always important and sometimes you may miss it. We added a set of relevant articles to our already extensive documentation.

In this release, you may find some specific [tutorials related to performance and load testing](#), including our recent partnership with the well-known load testing tool [NeoLoad](#). We've also added a long-awaited tutorial for [JMeter](#) and another for [Taurus](#).

Other important automation-related tutorials cover [Salesforce](#) apps and also [Serenity BDD](#).

Here's a sum-up of all the relevant articles that we've added:

- **Integrations / Partnerships**
 - [Integration with NeoLoad](#) (load testing)
- **Tutorials with automation tools & frameworks**
 - [Testing Salesforce apps using Apex](#)
 - [Testing using Serenity BDD and Cucumber in Java](#)
 - [TTT: Performance and Load Testing](#)
 - [Performance and load testing with JMeter](#)
 - [Load testing and functional testing with Taurus](#)

New Features and Bug Fixes in this release

Key	Summary	T	Created	P	Status	Resolution
XRAY-5159	As a user, I can remove Tests from the Test Plan while on the Test Plan board	+	Mar 04, 2020		SHIPPED	Done
XRAY-4413	As a user, I can use a filter by Test Repository's folder whenever using the Add Tests dialog	+	Aug 29, 2019		SHIPPED	Done
XRAY-2470	As a user, I can define Test Run custom fields at project level	+	Feb 15, 2018		SHIPPED	Done
XRAY-2230	As a user, I can add Tests to the Test Plan "All" folder or to a Test Plan's board folder	+	Nov 13, 2017		SHIPPED	Done
XRAY-1208	As a user, I can choose a Test Environment to calculate the coverage status on the Requirement Coverage gadgets	+	Jan 05, 2017		SHIPPED	Done
XRAY-911	As a user, I can configure additional columns to Test Step specifications	+	Jun 29, 2016		SHIPPED	Done
XRAY-5146	Test Steps UI Revamp	+	Mar 02, 2020		SHIPPED	Done
XRAY-4317	Improve French translations	↑	Jul 29, 2019	⚡	CLOSED	Done
XRAY-5596	Create a Test Execution in a Test Plan requires refresh in order to make it visible	🔴	May 06, 2020	⚡	RESOLVED	Duplicate
XRAY-5569	Integrity checker for Test Plan boards does not fix all the Test Plan Boards	🔴	May 05, 2020	⚡	CLOSED	Done
XRAY-5509	Support migrating Zephyr v5	🔴	Apr 27, 2020	⚡	CLOSED	Done
XRAY-5328	Zephyr Migration fails converting Cycle Folder to Test Execution	🔴	Mar 20, 2020	⚡	CLOSED	Done
XRAY-5315	Stored XSS project name field	🔴	Mar 17, 2020	⚡	CLOSED	Done
XRAY-5063	When using the Test Case importer, there is text overlaying a checkbox on the Setup screenshot.	🔴	Feb 11, 2020	⚡	CLOSED	Done
XRAY-4952	In Test Plan Issue view page, when changing the Test Environment of a Test Execution, the Test status is not updated.	🔴	Jan 21, 2020	⚡	CLOSED	Done
XRAY-4845	On mssql, the Test Evolution Gadget stops working if the dateformat it's not set to mdy	🔴	Dec 27, 2019	⚡	CLOSED	Done
XRAY-4398	Duplicated Xray screens in project	🔴	Aug 23, 2019	⚡	CLOSED	Done
XRAY-5845	Xray is wrongly validating it's internal license against Jira evaluation licenses instead of commercial tiers	🔴	Jun 04, 2020	⚡	CLOSED	Done
XRAY-4804	resolution information about remote defects is not being shown in the execution screen of test runs	🔴	Dec 13, 2019	⚡	CLOSED	Done

XRAY-4802 icons associated with remote defects dont appear in the Traceability Report



Dec 13, 2019



CLOSED

Done

Showing 20 out of 32 issues