

# Xray 2.0.0 Release Notes

7 November 2016

The Xray for JIRA team announces the release of **Xray 2.0.0**. Version 2.0 is a step forward in Test Management!

We listened to your feedback and we have improved many aspects of Xray. And more is coming in the [future](#).

This new major version brings also new concepts and many enhancements besides the usual bug fixes.

- [Upgrading to Xray 2.0.0](#)
- [Highlights for this release](#)
  - [Test Plans](#)
  - [Executions for multiple Test Environments](#)
  - [Multiple Pre-Conditions](#)
  - [Redesigned execution page](#)
  - [Agile Enhancements](#)
  - [Custom Manual Test Step Statuses](#)
  - [Improved REST API](#)
  - [Revamped Documentation](#)
- [And much more...](#)
  - [New Features and Bug Fixes in this release](#)

Download the latest version

## Upgrading to Xray 2.0.0



### Re-indexing JIRA

After installing version 2.0.0 of Xray for JIRA, a **re-index** operation of your JIRA instance is required. This is because some Xray custom fields need to be indexed in order to be searchable.



### New Xray issue type icons

Version 2.0.0 of Xray brings new icons to it's issue types. You may need to restart JIRA in order for the icons to be applied.



### Breaking Changes

The "**Requirement Status**" custom field may no longer be available on existing Agile boards, and gadgets. This was due to a change in the custom field type. You'll need to configure the board cards and gadgets to the custom field again

## Highlights for this release

# Test Plans


Until now you had to organize your tests in Test Sets. And that makes all sense.

But one thing is **organizing** the tests, by grouping them, and another thing is **planning** tests for a given release.

With Xray 2.0 we've introduced the [Test Plan](#), so you can create and manage your tests effectively. Assign one, or more, Test Plans to a given release and track progress of the tests within each Test Plan.

You can even see the requirement coverage taking into account the Test Plan tests.

You can now easily create Test Executions for the failing tests, or other, from within a Test Plan.

 Calculator / CALC-111

Release 2.0 - complex calculator operations

Edit

Comment

Assign

More

Start Progress

Resolve Issue

Close Issue

Admin

+ Create Test Execution

+ Add

Overall Execution Status

2 PASS 1 FAIL

TOTAL TESTS: 3

FILTERS

Test Set

Assignee

Status

Component

Search

All

All

All

Contains text

X Clear

Show 10 entries

Columns

Key	Summary	Requirements	#Test Executions	Issue Assignee	Latest Status
CALC-44	Square root of integers	CALC-33	1	Administrator	PASS
CALC-16	Multiple Operations		1	Administrator	FAIL
CALC-112	Test Execution for Test Plan CALC-111			None	FAIL
CALC-12	Multiply two numbers	CALC-13	1	Administrator	PASS

Showing 1 to 3 of 3 entries

First

Previous

1

Next

Last

## Executions for multiple Test Environments

▼	CALC-16	Multiple Operations	3	FAIL	...
Key	Summary	Environment	Status		
CALC-113	[Safari] Release 2.0 - bmpc	Safari	PASS	▶	...
CALC-112	[Chrome] Release 2.0 - bmpc	Chrome	FAIL	▶	...
CALC-114	[Firefox] Release 2.0 - bmpc	Firefox	PASS	▶	...

The Test status was calculated by looking at the test's last execution. But this does not work well if you execute the same test in two different devices and you want the status to be like a "merge" of the two results.

Within a Test Execution you can now specify the Test Environment(s) where the tests will be executed. A Test Environment is similar to a label, but Xray provides some special logic to deal with it. Let's say that you have executions for three Test Environments: "Chrome", "Safari" and "Firefox". The test is considered as PASS only if the latest executions for Chrome, Safari and Firefox are all PASS; it will be FAIL if any of them has failed.

Learn more [here](#).

## Multiple Pre-Conditions

Xray supports, since day one, Pre-Conditions as a way to define initial conditions that should be met before executing a Test. This is very useful whenever you have to start by doing exactly the same thing in your tests. But sometimes you have to do several things (e.g. restore DB, authenticate) before your Test steps.

Each of those things may be used independently (e.g. some Test may require just to restore the DB, another may require just to authenticate, and others may require that both things, or even more, need to be done before starting executing the steps). Now you can assign multiple Pre-Conditions to a given Test.

**Pre-Conditions**

Associate Pre-Conditions

Show 10 entries


Search

	Key	Summary
1	CALC-6	Initialize Calculator
2	CALC-115	Set calculator mode to "Advanced"

Showing 1 to 2 of 2 entries

First Previous 1 Next Last

# Redesigned execution page

 DEMO / Test Execution: DEMO-22 / Test: DEMO-8

Test As a user, I can calculate the sum of 2 numbers

Return to Test Execution

Next

Test Issue Links (1)

tests

DEMO-1

As a user, I can calculate the sum of 2 numbers

OPEN

Test Steps (4)

1

Step

Press 1

Data

Expected Result

1

Comment

Defects

Evidences

Step State

PASS

2

Step

Press +

Data

Expected Result

1

Comment

Defects

Evidences

Step State

EXECUTING

3

Step

Press 2

Data

Expected Result

2

Comment

Defects

Evidences

Step State

The execution page had a major facelift!

Our aim was to improve the overall user experience.

Since testers spend most of their time executing tests, we analyzed the process and made it more obvious and pleasant to work with.

You may notice that the "inputs" and the "output/results" of the test are now horizontally grouped. Besides that, the step status now reflects itself on the color of the step.

## Agile Enhancements

From within the Agile board or in the backlog you can see the requirement status, so you're always in control.

In the Agile board, you can also see requirement's related executions, using Sub Test Executions.

Learn more [here](#).

A Sub Test Execution has exactly the same functionalities as the Test Execution issue type. The difference between them is that the Sub Test Execution is a sub-task and can be created in a requirement's context.

Besides the direct visibility on the Agile board, creating a Test Execution as a sub-task of the requirement issue will provide the user the ability to better track time estimates.

Learn more [here](#).

QUICK FILTERS: Only My Issues Recently Updated				
To Do	Implementing	Waiting for Testing	Testing	Done
<div> <div>  XAI-5           <div>             ↑ As a user, I can reset my password           </div> <div> <div>NOK</div> <div>5</div> </div> </div> </div> <div> <div>  XAI-30           <div>             ↑ Sub Test Execution for XAI-5           </div> <div> <div>ios</div> <div>5</div> </div> </div> </div> <div> <div>  XAI-31           <div>             ↑ Sub Test Execution for XAI-5           </div> <div> <div>android</div> <div>5</div> </div> </div> </div> <div> <div>  XAI-8           <div>             ↑ As a user, I can access my JIRA projects from the app           </div> <div> <div>UNCOVERED</div> <div>2</div> </div> </div> </div> <div> <div>  XAI-12           <div>             ↑ As a user, I can send text messagem to other users           </div> <div> <div>UNCOVERED</div> <div>5</div> </div> </div> </div>	<div> <div>  XAI-6           <div>             ↑ As a user, I can export JIRA issues to PDF           </div> <div> <div>UNCOVERED</div> <div>10</div> </div> </div> </div> <div> <div>  XAI-11           <div>             ↑ As a user, I can search for JIRA issues using JQL           </div> <div> <div>UNCOVERED</div> <div>5</div> </div> </div> </div>	<div> <div>  XAI-1           <div>             ↑ As a user, I can login into the app using the fingerprint scanner           </div> <div> <div>NOTRUN</div> <div>25</div> </div> </div> </div> <div> <div>  XAI-22           <div>             ↑ Sub Test Execution for XAI-1           </div> <div> <div>android</div> <div>5</div> </div> </div> </div> <div> <div>  XAI-2           <div>             ↑ As a user, I can login into the app using Facebook authentication           </div> <div> <div>NOTRUN</div> <div>10</div> </div> </div> </div> <div> <div>  XAI-7           <div>             ↑ As a system, I must provide a mechanism anti bot           </div> <div> <div>NOTRUN</div> <div>10</div> </div> </div> </div> <div> <div>  XAI-38           <div>             ↑ Sub Test Execution for XAI-7           </div> <div> <div>ios</div> <div>5</div> </div> </div> </div> <div> <div>  XAI-39           <div>             ↑ Sub Test Execution for XAI-7           </div> <div> <div>android</div> <div>5</div> </div> </div> </div>	<div> <div>  XAI-1           <div>             ↑ As a user, I can login into the app using the fingerprint scanner           </div> <div> <div>NOTRUN</div> <div>25</div> </div> </div> </div> <div> <div>  XAI-21           <div>             ↑ Sub Test Execution for XAI-1           </div> <div> <div>ios</div> <div>5</div> </div> </div> </div> <div> <div>  XAI-2           <div>             ↑ As a user, I can login into the app using Facebook authentication           </div> <div> <div>NOTRUN</div> <div>25</div> </div> </div> </div> <div> <div>  XAI-16           <div>             ↑ Sub Test Execution for XAI-2           </div> <div> <div>android</div> <div>5</div> </div> </div> </div>	<div> <div>  XAI-2           <div>             ↑ As a user, I can login into the app using Facebook authentication           </div> <div> <div>NOTRUN</div> <div>25</div> </div> </div> </div> <div> <div>  XAI-14           <div>             ↑ Sub Test Execution for XAI-2           </div> <div> <div>ios</div> <div>5</div> </div> </div> </div> <div> <div>  XAI-3           <div>             ↑ As a user, I can login into the app using Google+ authentication           </div> <div> <div>OK</div> <div>5</div> </div> </div> </div> <div> <div>  XAI-27           <div>             ↑ Sub Test Execution for XAI-3           </div> <div> <div>ios</div> <div>5</div> </div> </div> </div> <div> <div>  XAI-28           <div>             ↑ Sub Test Execution for XAI-3           </div> <div> <div>android</div> <div>5</div> </div> </div> </div> <div> <div>  XAI-4           <div>             ↑ As an admin, I can give special permissions to users           </div> <div> <div>OK</div> <div>5</div> </div> </div> </div> <div> <div>  XAI-24           <div>             ↑ Sub Test Execution for XAI-4           </div> <div> <div>ios</div> <div>5</div> </div> </div> </div> <div> <div>  XAI-25           <div>             ↑ Sub Test Execution for XAI-4           </div> <div> <div>android</div> <div>5</div> </div> </div> </div>

## Custom Manual Test Step Statuses

ATLASSIAN MARKETPLACE

Find new add-ons

Manage add-ons

XRAY FOR JIRA

Global Preferences

Custom Field Preferences

Issue Type Mapping

Requirement Coverage






Requirement Projects

Manage Test Statuses

**Manage Test Step Statuses**

Test Step Statuses

Manage custom Test Step statuses for Xray

Name	Description	Color	Test Status	Operations
PASS	The test step has passed		<span>PASS</span>	
TODO	The test step has not started		<span>TODO</span>	
EXECUTING	The test step is currently being executed		<span>EXECUTING</span>	
FAIL	The test step has failed		<span>FAIL</span>	
SKIP	The test has been skipped		<span>PASS</span>	<a>Edit</a> <a>Delete</a>

Create

Although we already supported custom test statuses, Xray now adds the ability of defining custom step statuses and their mapping to the Test status, giving you more configuration flexibility.

Learn more [here](#).

## Improved REST API

We have improved the traceability in the REST API in order to make it easier to correlate and navigate between entities.

As an example you can now easily obtain the Test Sets or Test Executions related with a given Test... or you can obtain the Test and Test Execution related with a given Test Run.

Of course, we've added specific endpoints for Test Plans.

And, in between, we have updated the whole REST API with more examples.

Learn more [here](#).

## Revamped Documentation

The documentation was completely reviewed, reorganized and is now more extensive and detailed in many areas. We have added many diagrams to make things clearer.

Some pages worth giving a look include the whole [Testing with Xray](#), [Project Organization Use Cases](#), [Test Process](#), [Terms and Concepts](#), [Examples of Reports Built with Xporter](#), [Examples of custom gadgets](#), [FAQ](#), just to name a few.

We invite you to explore Xray's complete documentation starting with the [Xray Documentation Home](#) page.

## And much more...

UX & UI

















Administration

Other

<ul style="list-style-type: none"> <li>• Ability to associate tests to existing Pre-Condition(s) in the Test creation dialog</li> <li>• Create Tests, and Sub Test Executions, directly from the requirement issue screen</li> <li>• Execute tests in and change status in bulk for multiple tests</li> <li>• New Test Coverage section in the requirement issue screen, with list of tests and their status</li> <li>• Filter by requirement's Resolution in requirement coverage panel</li> <li>• Ability to configure columns both in the Test Runs panel inside the Test issue screen and also in the Tests panel inside the Test Set issue screen</li> <li>• Completely revamped execution screen, more consistent, clearer and user friendly</li> </ul>	<ul style="list-style-type: none"> <li>• Ability to transition Test Execution status accordingly with the results of its tests</li> <li>• Ignore requirements in coverage charts based on requirement's specific label(s)</li> <li>• Ability to define a project as a "requirements project"</li> </ul>	<ul style="list-style-type: none"> <li>• CSV export improvements (e.g. list of tests related with test executions, list of pre-conditions related with tests)</li> <li>• JQL functions to support Test Plan and more</li> <li>• Translations for French and Spanish</li> </ul>
---	---	--

## New Features and Bug Fixes in this release

Key	Summary	T	Created	Updated	Due	Assignee	Reporter	P	Status	Resolution
XRAY-1038	Translate Xray to Spanish	✓	Oct 09, 2016	Nov 07, 2016		Bruno Conde	Diamantino Campos	🔴	CLOSED	Fixed
XRAY-999	Translate Xray to French	✓	Sep 01, 2016	Nov 07, 2016		Bruno Conde	Diamantino Campos	🔴	CLOSED	Fixed
XRAY-1062	As a user, I can browse, add and remove Test Executions from a Test Plan using the REST API	📌	Oct 31, 2016	Nov 07, 2016		Andre Rodrigues [X]	Andre Rodrigues [X]	🔴	CLOSED	Fixed
XRAY-1053	As a machine, the REST API should return the status of a given test step of a testrun	📌	Oct 24, 2016	Nov 07, 2016		Sergio Freire	Sergio Freire	🔴	CLOSED	Fixed
XRAY-1052	As a machine, the REST API should return the Test Sets, Test Executions and Test Plans associated to a test	📌	Oct 24, 2016	Nov 07, 2016		Andre Rodrigues [X]	Sergio Freire	🔴	CLOSED	Fixed
XRAY-1051	As a machine, the REST API should return the TestRunStatus when exporting tests	📌	Oct 24, 2016	Nov 07, 2016		Andre Rodrigues [X]	Sergio Freire	🔴	CLOSED	Fixed
XRAY-1050	As a machine, the REST API should provide Test and TestExecution keys in testruns	📌	Oct 21, 2016	Nov 07, 2016		Andre Rodrigues [X]	Sergio Freire	🔴	CLOSED	Fixed
XRAY-1046	As a user, I can perform integrity check tasks in Xray	📌	Oct 19, 2016	Nov 07, 2016		Pedro Rodrigues	Bruno Conde	🔴	CLOSED	Fixed
XRAY-1028	As system, I provide a REST API method to fetch all Test Runs for a particular Test issue	📌	Sep 20, 2016	Nov 07, 2016		Pedro Rodrigues	Bruno Conde	🔴	CLOSED	Fixed
XRAY-1010	As a user, I can filter Xray issues by Component	📌	Sep 07, 2016	Nov 07, 2016		Pedro Rodrigues	Bruno Conde	🔴	CLOSED	Fixed
XRAY-1007	As a user, I can filter for unassigned test runs in the Test Execution	📌	Sep 05, 2016	Mar 20, 2017		Unassigned	Andre Rodrigues [X]	🔴	CLOSED	Fixed

XRAY-1004	As a user I can filter, via a JQL Function, all Tests associated with a Pre-Condition		Sep 01, 2016	Nov 07, 2016	Unassigned	Nuno Santos		CLOSED	Fixed
XRAY-1002	As a user I can filter, via a JQL Function, all Test Set that have *at least one Test* in a TP		Sep 01, 2016	Nov 07, 2016	Unassigned	Nuno Santos		CLOSED	Fixed
XRAY-1001	As a user I can filter, via a JQL Function, all Test Set that have *all its Tests* in a TP		Sep 01, 2016	Apr 15, 2019	Diamantino Campos	Nuno Santos		CLOSED	Fixed
XRAY-996	As a user, I can use the JIRA wiki notation with the Generic Test Definition field		Aug 31, 2016	Nov 07, 2016	Pedro Rodrigues	Bruno Conde		CLOSED	Fixed
XRAY-971	As a user, I can see a warning when there are Tests in a Test Execution not associated with the Test Plan		Aug 22, 2016	Nov 07, 2016	Pedro Rodrigues	Bruno Conde		CLOSED	Fixed
XRAY-966	As system, I provide a list of Test Runs within a Test Execution with complete information through the Xray REST API		Aug 18, 2016	Nov 07, 2016	Unassigned	Bruno Conde		CLOSED	Fixed
XRAY-963	As a user, I can calculate Requirement Coverage charts based on a given Test Plan		Aug 17, 2016	Nov 07, 2016	Pedro Rodrigues	Bruno Conde		CLOSED	Fixed
XRAY-961	As a user, I can configure the columns visible on the Test, Test Set and Test Execution project pages		Aug 16, 2016	Nov 07, 2016	Pedro Rodrigues	Bruno Conde		CLOSED	Fixed
XRAY-950	As a user, I can see the Requirement status in the Test Coverage section filtered by Test Plan		Aug 02, 2016	Mar 20, 2017	Pedro Rodrigues	Andre Rodrigues [X]		CLOSED	Fixed

Showing 20 out of 126 issues