


# Test Plans Report

Shows a list of Test Plans with consolidated information for each one, including the test statuses count, overall progress and Test Environment-related metrics.



## Please note

To use this report, your project must have the Test Plan issue type in the issue type scheme.

- [Purpose](#)
- [How to use](#)
  - [Source data](#)
- [Metrics](#)
- [Example](#)
- [Exporting the Report](#)
- [Sharing the Report](#)

## Purpose

This report allows shows some relevant metrics that enable you to evaluate a Test Plan and eventually compare it with others.

Possible usage scenarios:

- analyze both the progress of the Test Plan and its success rate (i.e., the % of Tests contributing to the requirement's OK status)
- analyze the success rate by Test Environment
- see the number of manual Tests vs. others in the Test Plan
- see the overall execution status (i.e., the latest status of the Tests of the Test Plan)
- see the number of linked defects opened/closed, in the context of the Test Plan

## How to use

This report is accessible either from the **Xray Reports** icon on the project left sidebar or from the standard **Reports** icon, which includes other kinds of reports besides Xray.

At the top of the report you'll find two areas related with the report and with the data shown in the report.

Fix Version v3.0 ▾

A

B

Showing 20 of 93 entries ⓘ Load all

- **A:** Filter, for selecting the source data
- **B:** visualization information and options

## Source data

Source Test Plan issues can be directly provided (within section A) using a saved filter or by specifying some Test Plan fields:

- **Saved filter:** a saved filter containing Test Plan issues
- **Fix Version:** the version assigned to the Test Plan
- **Assignee:** the Test Plan's assignee
- **Status:** the workflow status
- **Resolution:** the workflow resolution

# Test Plan Report [Switch report ▾](#)

Filter ▾

FILTERS | SAVED FILTER

Fix Version

All ▾

Assignee

All ▾

Issue Key or Summary

Status

▾

Resolution


All ▾

☐ Include Previous Versions

Apply

Clear

Cancel



Please note

Only Test Plans from the current project are shown.

## Metrics

Metric	Notes
total test executions	Number of Test Executions related with this Test Plan
total test runs	Total number of Test Runs from all related Test Executions
total tests	Number of Tests being tracked by the Test Plan
number of tests by status	Number of Test Plan's Tests, per latest status
number of tests by test type	Number of Test Plan's Tests, per Test Type
progress	Overall progress; % of Tests with a final status
success rate	% of "successful" Tests (i.e., whose latest status contributes to the OK requirement status; the PASS Test Run status is an example of such a status)
success rate by Test Environment	% of "successful" Tests (i.e., whose latest status contributes to the OK requirement status), per Test Environment
linked defects (open /closed)	<div>Defects directly associated with the related Test Runs (i.e., that were created within the context of Test Executions of a given Test Plan). Will count unique Defects (i.e., if the same Defect issue is added multiple times in the same Test Run or added multiple times within Test Runs within the same Test Plan, it will count as one)</div> <div>Defects with Resolution will be counted in the Closed column; all others will be counted in the Open column.</div>

## Example

Fix Version v3.0

Showing 20 of 74 entries

[Load all](#)

						Tests By Status													Tests By Test Type					Success rate by Test environments				Linked Defects	
KEY	SUMMARY	VERSION	PLANNED START DATE	PLANNED END DATE	TEST ENVIRONMENTS	PTST EXECUTIONS		PTST RUNS	TOTAL TESTS	PASS	TODO	EXECUTING	FAIL	IMPORTED	BLOCKED	PENDING	FAIL DISCARDABLE	FAILING BUT OK	MANUAL	CUCUMBER	GENERIC	OTHER	PROGRESS	SUCCESS RATE	IOS	ANDROID	OPEN	CLOSED	
CALC-1967	TP - Sprint 1 v3	v3.0			<div>IOS</div> <div>ANDROID</div>	3	13	5	4	0	0	1	0	0	0	0	0	4	0	1	0	100%	80%	80%	100%		2	0	
CALC-1939	Test Plan for v3.0	v3.0				1	3	3	0	3	0	0	0	0	0	0	0	1	2	0	0	0%	0%			0	0		
CALC-1916	<a href="#">all my relevant tests for v3.0</a>	v3.0	31//Jan/18 3:33 PM			2	4	6	3	3	0	0	0	0	0	0	0	2	2	2	0	50%	50%		50%	1	0		
CALC-1906	<a href="#">all my relevant tests for v3.0</a>	v3.0	31//Jan/18 10:13 AM			2	4	3	3	0	0	0	0	0	0	0	0	1	1	1	0	100%	100%		100%	1	0		
CALC-1735	CLONE - <a href="#">all my relevant tests for v3.0</a>	v3.0	03//Jan/18 4:40 PM		<div>IOS</div>	5	13	5	2	2	0	1	0	0	0	0	0	3	1	1	0	60%	40%	60%	40%	2	0		


The report may be a bit wide for some screen resolutions so you will need to scroll horizontally to see the rest of the information.

Some values provide a link, so you can be redirected to the respective entities.

# Exporting the Report

The report can be exported to a CSV file, which will include all report rows (and not just the visible ones).

Click on **Export** and select **To csv**.



Showing 1 of 1 entries

# Sharing the Report

The report can be shared by copying and sending the URL located in the browser's address bar.

When opening the report the Filter will be automatically populated with the values provided in the URL.