


Sub-Test Execution

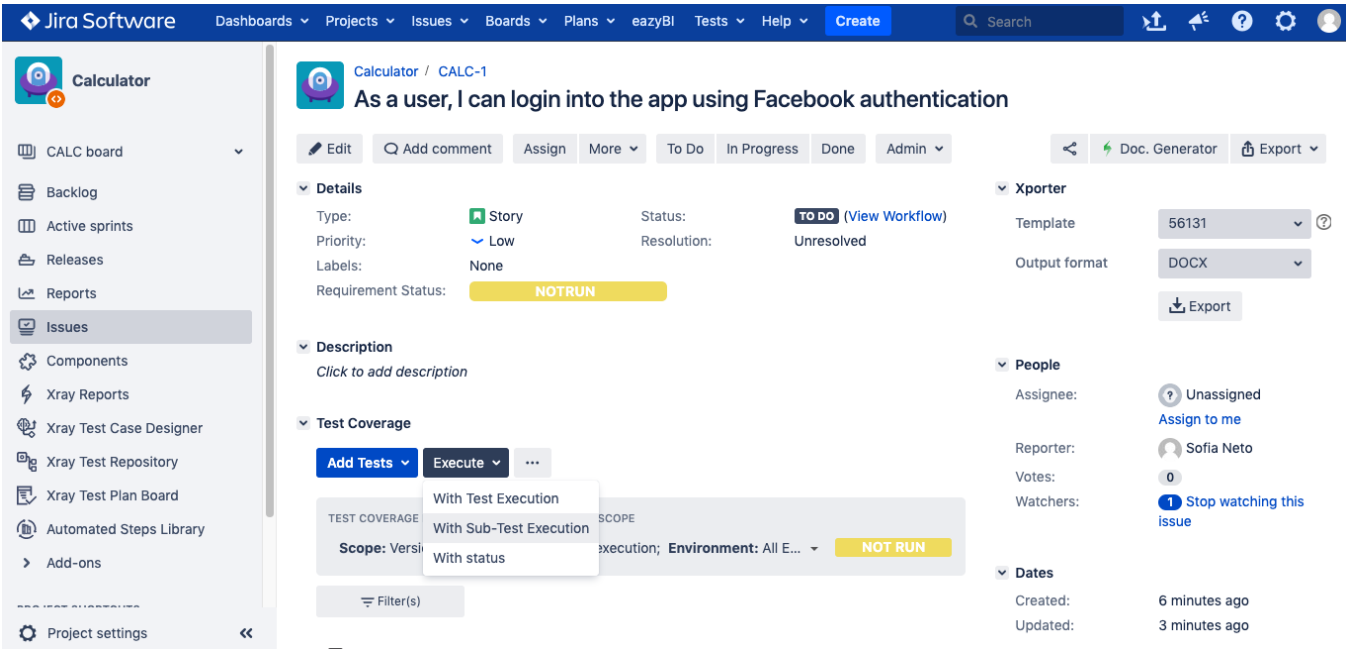
A Sub-Test Execution has exactly the same functionalities as the [Test Execution](#) issue type. The difference between them is that the Sub-Test Execution is a **sub-task** and can be created within the context of a **requirement**.


Creating a Test Execution as a sub-task of the requirement issue provides you the ability to track executions in the Agile board.

 **Learn more**
Find more about interesting usage scenarios for Sub-Test Executions at [Tips for scheduling executions](#).

Create Sub-Test Executions

To create a new Sub-Test Execution, click the **Execute** button in the **Test Coverage** section in the **Story Issue View** (or any other issue view mapped as requirement):



 Remember to [Associate Tests and Test Sets](#) with the Sub-Test Execution.