

Xray 2.1.0 Release Notes

23 March 2016

The Xray for JIRA team announces the release of **Xray 2.1.0**. Version 2.1 contains lots of new features as well as bug fixes. Please check the highlights below.

- [Highlights for this release](#)
 - [New Reports](#)
 - [New Report Landing Page](#)
 - [Traceability Matrix Report](#)
 - [Test Plans Report](#)
 - [Test Executions Report](#)
 - [Test Runs Gadget](#)
 - [Automation, Automation, Automation](#)
 - [Automation specific documentation](#)
 - [Analyse Test and Requirement status by Test Environment](#)
 - [Built-in Test Case Importer](#)
 - [Integration with Structure add-on](#)
 - [Merge Test Specification changes into existing Test Runs](#)
 - [Import existing Cucumber Tests into Xray using the REST API](#)
- [And much more...](#)
 - [New Features and Bug Fixes in this release](#)

[Download the latest version](#)

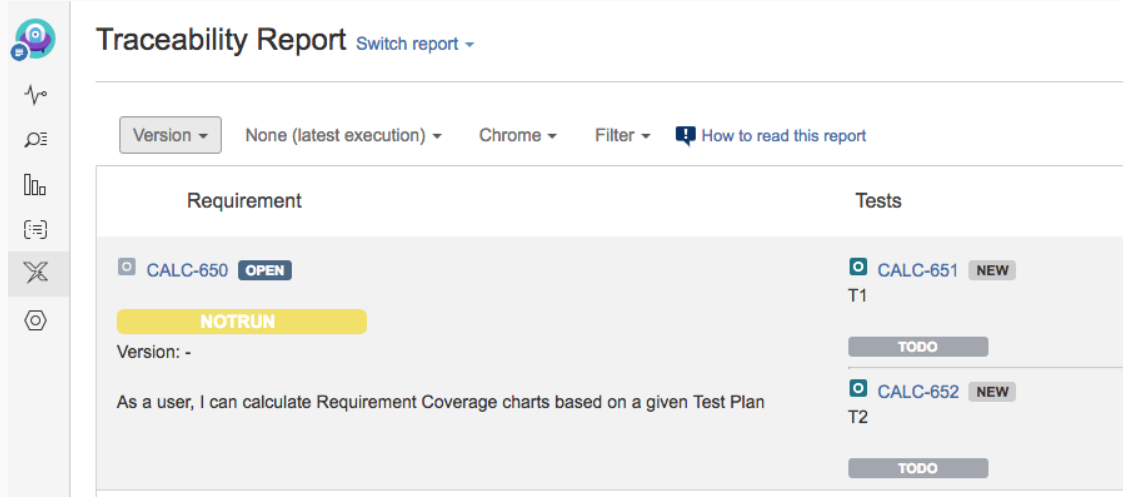
Highlights for this release

New Reports

Xray now provides new reports as well as a new landing page for all reports in Xray. More reports are coming in the future.

New Report Landing Page

Within the project context left bar, you will see a new icon with the Xray symbol. This will take you directly to the reports page with the last report you used already selected. From here, you will be able to change to any of the provided reports. You can also find the Requirement Coverage reports here. The old project shortcut to access the requirement coverage reports through the project add-ons is deprecated and will be removed in future releases.



The screenshot shows the Xray Traceability Report interface. On the left is a sidebar with various icons. The main header is "Traceability Report" with a "Switch report" dropdown. Below the header are filters: "Version" (dropdown), "None (latest execution)" (dropdown), "Chrome" (dropdown), "Filter" (dropdown), and a link "How to read this report". The main content area is divided into two columns: "Requirement" and "Tests".

Requirement	Tests
<div> CALC-650 OPEN</div> <div>NOTRUN</div> <div>Version: -</div> <div>As a user, I can calculate Requirement Coverage charts based on a given Test Plan</div>	<div><div> CALC-651 NEW</div><div>T1</div><div>TODO</div></div> <div><div> CALC-652 NEW</div><div>T2</div><div>TODO</div></div>

Traceability Matrix Report



This report allows users to analyse the requirements and their traceability to tests, runs and defects.

Some possible usage scenarios:

- make full traceability analysis, from requirements<=>Tests<=>Test Runs<=>Defects
- evaluate the requirement status for a given version and see all linked (open/closed) defects
- see the tests covering each requirement and all their runs and how that contributes to the overall requirement status
- analyse the requirements and related executions and respective defects, in a context of a given Test Environment
- see what defects are impacting the requirements, or a subset of the requirements of a specific version

Test Plans Report





This report allows users to evaluate some relevant metrics of Test Plans and, eventually, compare with other Test Plans.

Some possible usage scenarios:

- analyse both the progress of the Test Plan and the success rate (i.e. the % of Tests contributing to the requirement's OK status)
- analyse the success rate by Test Environment
- see the amount of manual Tests vs others in the Test Plan
- see the overall execution status (i.e. the latest status of the Tests of the Test Plan)
- see the amount of linked defects, in the context of the Test Plan, currently opened/closed

Test Executions Report






This report allows users to evaluate some relevant metrics of Test Executions and compare them between different cycles.

Some possible usage scenarios:

- analyse both the progress of the Test Execution and the success rate (i.e. the % of Tests contributing to the requirement's OK status)
- see the amount of manual Tests vs others in the Test Execution
- see the overall execution status (i.e. the current status of the Test Runs)
- see the amount of linked defects, in the context of the Test Execution, currently opened/closed

Test Runs Gadget



See the overall status of scheduled/executed test runs (e.g. from a test plan), grouped, in order to be able to evaluate the testing effort and the planned/executed runs for certain parts of the system.

Some possible usage scenarios:

- analyse the Test Runs from a Test Execution
- analyse the Test Runs from all Test Executions belonging to a Test Plan
- depict the testing results for a given component, in the context of a Test Execution or Test Plan
- see how the testing "progress", in terms of scheduled runs, is from the Test Run assignee perspective
- see how the testing "progress", in terms of scheduled runs, is doing, by Test's priority
- see how failures, or some other test run statuses, are impacting components
- analyse the Test Runs of a given Test Environment

Automation, Automation, Automation

[blocked URL](#)

[blocked URL](#)

Xray now natively supports the import of Tests and their results from many different automated test frameworks, through specific REST API endpoints that are able process JUnit, Nunit, Robot framework result reports.

All fully documented, with some simple tutorials including Selenium, Rspec, GoogleTest, PHPunit, pyunit, SoapUI, CasperJS, Mocha, Minitest, etc.

Learn more [here](#).

Automation specific documentation

Xray was born having in mind automated testing. From day 0.

Therefore, we created a brand new "[Automation](#)" section in our documentation, detailing the whole process and including many tutorials for different languages (C, C++, C#, Java, Javascript, Ruby, Perl, Python, PHP, etc) and automated testing frameworks and libraries, including Selenium. Now you will have some high-quality reference documentation, so nothing stops you from starting doing test automation and have their visibility in JIRA.


Learn more [here](#).

Analyse Test and Requirement status by Test Environment

Now you can analyse the status of your Requirements, Tests and Test Sets for a specific Test Environment. Besides **Version** or **Test Plan**, you can now also choose the Test Environment in the following reports/sections:

- Requirement Coverage reports
- Requirement Coverage issue section
- Tests project report
- Test Sets project report
- Test Plan issue section


Hence let's say you have a set of Tests that need to be executed in both *IOS* and *Android* environments. You can now see the status for a specific environment only.


 Xporter for JIRA / XPORTER-166

As a developer I can use a Xporter for JIRA API to generate reports

[Edit](#) [Comment](#) [Assign](#) [More](#) [Start Progress](#) [Resolve Issue](#) [Close Issue](#) [Admin](#)

Details

Type:  Story

Priority:  Blocker

Affects Version/s: None

Component/s: Plugin

Labels: None

Status: **REOPENED** (View Workflow)

Resolution: Unresolved

Fix Version/s: Release 2.9.3


Description

As a developer I can use a Xporter for JIRA API to generate reports
API should provide the Service Interface, Response object and a specific exception.

Test Coverage

[Create new Test](#) [Create new Sub Test Execution](#)

Version All Environments **NOK**

 **OPEN** Unresolved XPORTER-229 Test - As a developer I can use a Xporter for JIRA API to generate reports **FAIL**

Built-in Test Case Importer

General configuration

Find more admin tools

TRUBLESHOOTING AND SUPPORT

System info

Instrumentation

Database monitoring

Integrity checker


Logging and profiling


Scheduler details


Support Tools


JIRA import wizard

To get started, click the product you want to import your projects from.

 [Test Case Importer](#)

 CSV

 Bitbucket

 GitHub

Now, with the new built-in Test Case Importer you can import manual Tests from a human readable CSV source file, without needing to use an external tool in your computer.

With the Test Case Importer you just need the CSV containing the manual test steps and your JIRA instance.

Importing your manual Tests from other tools has never been easier.

Learn more [here](#).

Integration with Structure add-on

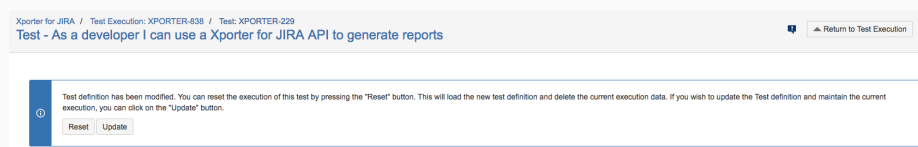
If you have Structure add-on you will be able to see and manage the relation between Tests and the Test Sets, Test Execution or Test Plans issues.

The Xray extender allows you to simply drag Xray issues into your "structure" and will automatically show you the Tests that are associated with them.

If you drag a Test into an issue of those types it will be associated with it and the same happens with a Test Set. If you drag a Test Set into an issue, all the Tests in the Test Set will be added to the issue. And of course, if you remove a Test from an issue its association will also be removed.

Learn more [here](#).
[blocked URL](#)

Merge Test Specification changes into existing Test Runs



Xray assures data consistency, making sure your previous/existing Test Runs are not changed without your consent. Each Test Run contains a copy of the original Test specification.

However, sometimes you may need to update the specification of a Test Run with the current one of the Test, perhaps to fix some typo or clarify some point.

Now you can choose if you want to update the specifications of your existing Test Runs, without losing the already reported results.

Import existing Cucumber Tests into Xray using the REST API

Now you can migrate your legacy Cucumber projects and start managing them in Xray.

A new REST API endpoint will make it possible to import *Cucumber Scenario* and *Scenario Outlines* from existing Cucumber .feature files.










Learn more [here](#).

And much more...

Xray issues improvements	Execution Screen	JQL functions
--------------------------	------------------	---------------

Tests <ul style="list-style-type: none"> View associated Test Plans Configure Pre-Conditions columns Manual Tests <ul style="list-style-type: none"> Rich editor (visual) for steps Export steps to CSV Move steps to a given position Import steps from other Tests Test Plan <ul style="list-style-type: none"> Filter by Test Environment Test Executions section Filter by multiple test statuses Test Sets <ul style="list-style-type: none"> Change Tests column layout 	<ul style="list-style-type: none"> See pre-condition's attachments Change assignee Import results Export definition of Cucumber and generic tests Ability to update test definition without losing current results 	<ul style="list-style-type: none"> Test Plan's Tests Failed Test Execution's executed tests, without defects associated Defects created during the execution of a Test Execution
---	---	---

New Features and Bug Fixes in this release

Key	Summary	T	Created	Updated	Due	Assignee	Reporter	P	Status	Resolution
XRAY-1206	As a user, I can obtain a "Test Plans Report" with info on Test Plans		Jan 03, 2017	Sep 19, 2017		Pedro Rodrigues	Sergio Freire		CLOSED	Fixed
XRAY-1201	As a user, I can choose an environment to calculate the status on the requirement coverage issue section		Jan 02, 2017	Mar 23, 2017		Pedro Rodrigues	Bruno Conde		CLOSED	Fixed
XRAY-1199	As a user, I can obtain a "Test Executions Report" with info on Test Executions		Dec 30, 2016	Apr 06, 2017		Pedro Rodrigues	Sergio Freire		CLOSED	Fixed
XRAY-1193	As a user, I can use a Test Runs Summary gadget		Dec 30, 2016	Dec 10, 2018		Pedro Rodrigues	Sergio Freire		CLOSED	Fixed
XRAY-1190	As system, Nunit tests and results can be imported by REST API		Dec 26, 2016	Mar 23, 2017		Pedro Rodrigues	Sergio Freire		CLOSED	Fixed
XRAY-1183	As system, Cucumber Scenario and Scenario outlines can be imported by REST API		Dec 21, 2016	Mar 23, 2017		Pedro Rodrigues	Sergio Freire		CLOSED	Fixed
XRAY-1173	As a user, I can link Tests with Test Plans using structure		Dec 15, 2016	Mar 23, 2017		Pedro Rodrigues	Bruno Conde		CLOSED	Fixed
XRAY-1172	As a user, I can link Tests with Test Executions using structure		Dec 15, 2016	Mar 23, 2017		Pedro Rodrigues	Bruno Conde		CLOSED	Fixed
XRAY-1171	As a user, I can link Tests with Test Sets using structure		Dec 15, 2016	Mar 23, 2017		Pedro Rodrigues	Bruno Conde		CLOSED	Fixed
XRAY-1147	As a user, I can export Test Steps to CSV		Nov 30, 2016	Mar 23, 2017		Pedro Rodrigues	Sergio Freire		CLOSED	Fixed
XRAY-1146	As a user, I should be able to import Cucumber results from within the execution screen		Nov 30, 2016	Mar 23, 2017		Pedro Rodrigues	Sergio Freire		CLOSED	Fixed
XRAY-1145	As a user, I can filter the Test Executions within a Test Plan by Test Environment		Nov 30, 2016	Mar 23, 2017		Pedro Rodrigues	Sergio Freire		CLOSED	Done

XRAY-1144	As a user, I should be able to specify the Test Plan whenever creating a Test		Nov 29, 2016	Mar 23, 2017	Pedro Rodrigues	Sergio Freire		CLOSED	Fixed
XRAY-1143	As a user, I should be able to specify the Revision whenever creating a Test Execution from the Test Plan		Nov 29, 2016	Mar 23, 2017	Pedro Rodrigues	Sergio Freire		CLOSED	Fixed
XRAY-1138	As a user, I can filter Test Plans in a Test using a JQL function		Nov 28, 2016	Mar 23, 2017	Pedro Rodrigues	Andre Rodrigues [X]		CLOSED	Fixed
XRAY-1137	As a user, I can see the Test Plans associated with the Test		Nov 28, 2016	Mar 23, 2017	Pedro Rodrigues	Andre Rodrigues [X]		CLOSED	Done
XRAY-1133	As system, the REST API should be able to filter Test Runs of a Test by Test Environment		Nov 23, 2016	Mar 23, 2017	Pedro Rodrigues	Sergio Freire		CLOSED	Fixed
XRAY-1132	As system, the REST API should provide info related to Test Environments		Nov 23, 2016	Mar 23, 2017	Pedro Rodrigues	Sergio Freire		CLOSED	Fixed
XRAY-1128	As a user, I can configure the column layout on the Pre-Conditions table on the Test issue view screen		Nov 21, 2016	Mar 23, 2017	Pedro Rodrigues	Bruno Conde		CLOSED	Fixed
XRAY-1122	As system, the REST API should be able to import results and assign them to a Test Plan		Nov 16, 2016	Mar 23, 2017	Pedro Rodrigues	Sergio Freire		CLOSED	Fixed

Showing 20 out of 79 issues