

Examples of Reports Built with Xporter



This page has been deprecated and is no longer maintained.

Please see the page [Curated list of Xporter Templates](#) instead.

- [Examples of reports](#)
 - [Requirements Traceability Matrix](#)
 - [Test runs per day, per person](#)
 - [Test runs per day, per status](#)
 - [Test runs, per elapsed time](#)
 - [Tests, per amount of executions](#)
 - [Component Coverage](#)
 - [Requirement Coverage, per Component](#)
 - [Requirement Coverage, per Priority](#)
- [Sample Templates](#)

The reports mentioned here are mostly obtained from the "Xray Test Runs Report" and "Xray Requirements Report" which are found on the [Xporter template store](#).

Note that some charts show the number of Tests while others show the number of test runs. A Test may have multiple test runs; therefore, having many test runs does not tell you anything about the number of different Tests that were run in those test runs.

Examples of reports

Requirements Traceability Matrix

Shows the requirements, their status, related Tests and Defects.

Template used: [XRAYRequirementTraceabilityMatrixReport.docx](#)

Sample JQL:

```
project = CALC AND issuetype = "Story"
```

Requirement Traceability Matrix

| Requirement | Status | Linked Tests | Linked Tests Defects |
|--|------------------|---|---|
| CALC-671 - Req v4 | v3.0 - NOTRUN | CALC-672 - T v4 | |
| CALC-670 - As a user, I can calculate the sum of 2 numbers | v3.0 - UNCOVERED | | |
| CALC-653 - As a user, I can calculate the sum of 2 numbers | v3.0 - OK | CALC-658 - teste addition in shell script CALC-657 - Calculate the sum of two numbers CALC-654 - user sums two integer numbers | CALC-667 - problem with 1 button CALC-660 - the calculator crashed |
| CALC-650 - As a user, I can calculate Requirement Coverage charts based on a given Test Plan | v3.0 - NOTRUN | CALC-652 - T2 CALC-651 - T1 | |
| CALC-640 - As a user, I can calculate the sum of 2 numbers | v3.0 - NOK | CALC-645 - teste soma em shell script CALC-644 - teste automatizado para soma 2 numeros CALC-641 - usuario soma dois numeros CALC-634 - generic automated test CALC-633 - automatic cucumber addition CALC-630 - calculate the sum of two numbers CALC-324 - Calculate the sum of 2 numbers | CALC-647 - calculadora crashou ao fazer igual apos soma |
| CALC-629 - As a user, I can calculate the sum of 2 numbers | v3.0 - NOK | | CALC-636 - the calculator crashed |
| CALC-619 - As a user, I can calculate the sum of 2 numbers | v3.0 - OK | CALC-620 - Calculate the sum of 2 numbers | CALC-626 - Def2 CALC-625 - Def1 |
| CALC-614 - As a user, I can calculate the sum of 2 numbers | v3.0 - NOTRUN | CALC-618 - automatic test for the addition CALC-615 - Calculate the sum of 2 numbers | |

Test runs per day, per person

Shows the number of test runs that were executed per time unit, grouped by test run assignee/executor.

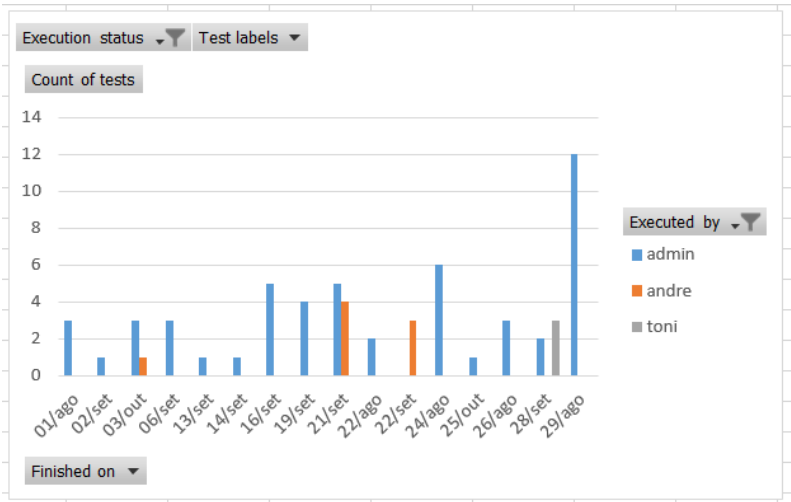
Template used: [XRAYRequirementTraceabilityMatrixReport.docx](#)

Filters: Test labels, test run status

Grouping: test run assignee/executor

Sample JQL:

```
project = CALC AND issuetype = "Test Execution" and fixVersion = "v3.0"
```



Test runs per day, per status

Shows the number of test runs that were executed per time unit, grouped by test run status.

The pivot table allows grouping the date (X axis) per day, month, etc.

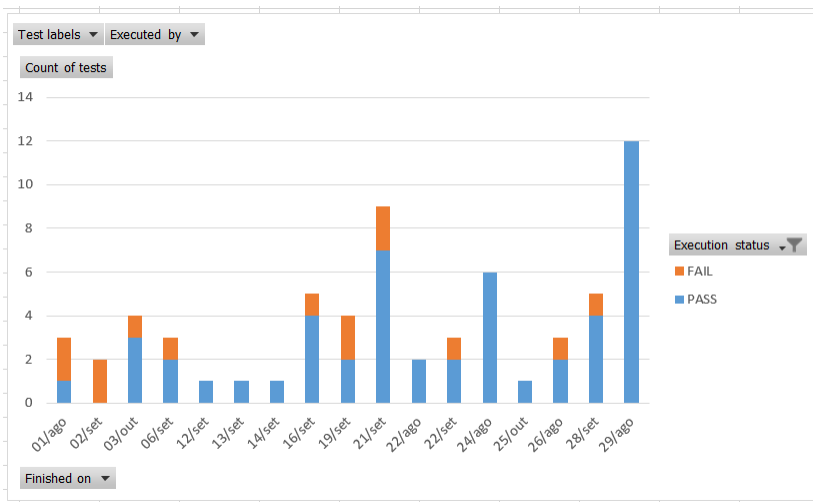
Template used: [Xray_testruns_reports.xlsx](#)

Filters: Test labels, test run assignee/executor, test run status

Grouping: test run status

Sample JQL:

```
project = CALC AND issuetype = "Test Execution" and fixVersion = "v3.0"
```



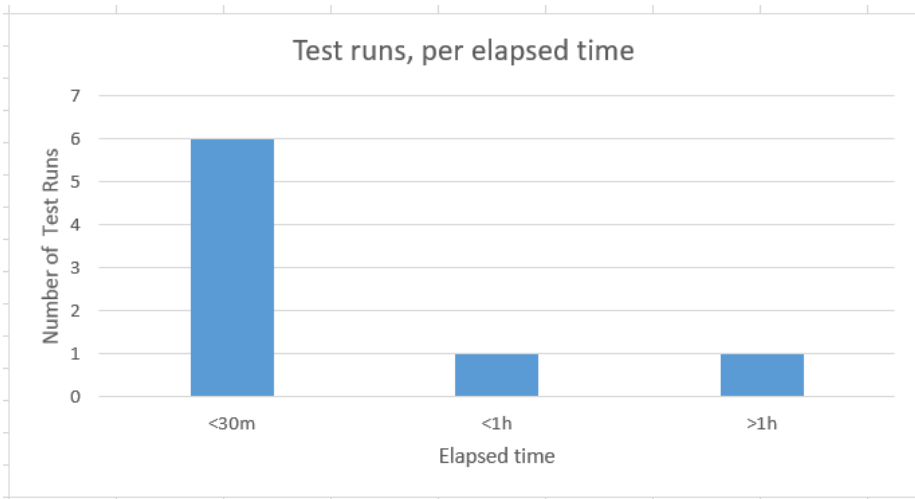
Test runs, per elapsed time

Shows the number of test runs, per elapsed time. The "elapsed time" corresponds to a range that is mapped to a value (e.g., "< 30m", ">1h").

Template used: [Xray_testruns_reports.xlsx](#)

Sample JQL:

```
project = CALC AND issuetype = "Test Execution" and fixVersion = "v3.0"
```



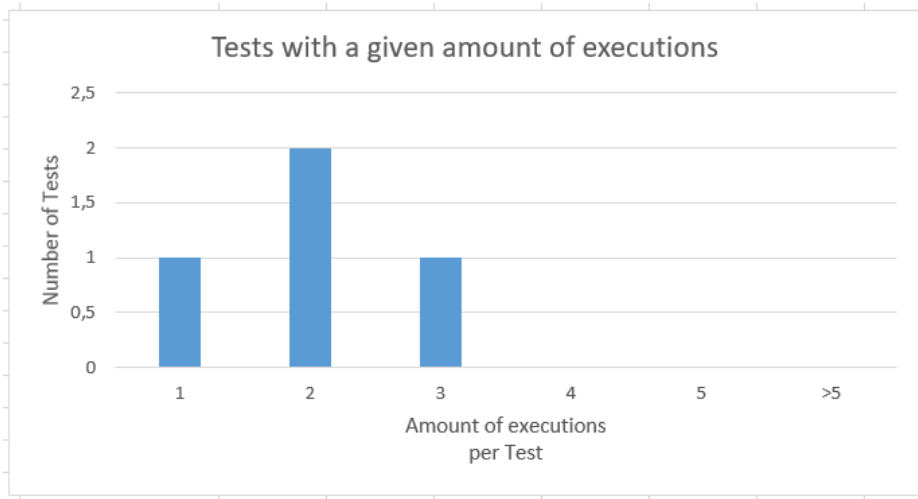
Tests, per amount of executions

Shows the number of Tests executed once, twice, etc. (i.e., per number of test runs).

Used Template: [Xray_testruns_reports.xlsx](#)

Sample JQL:

```
project = CALC AND issuetype = "Test Execution" and fixVersion = "v3.0"
```



Component Coverage

Shows the number of tests, grouped by latest status, per component.

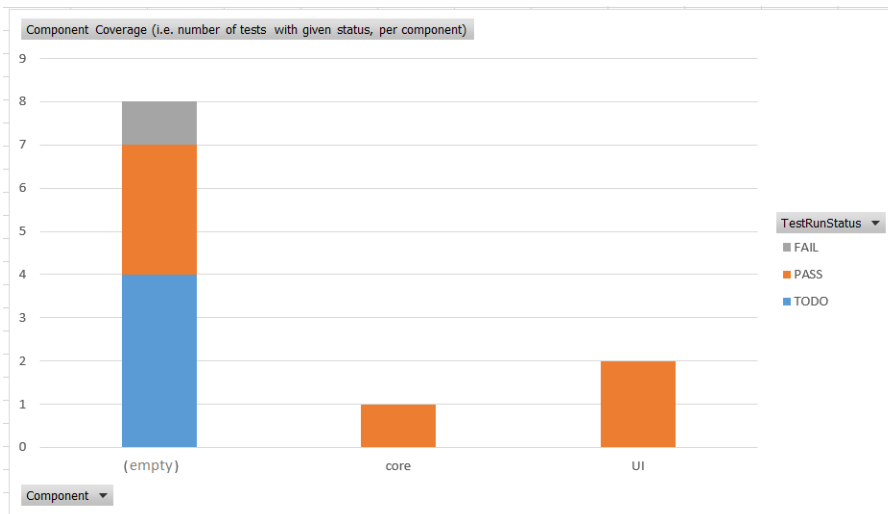
Template used: [Xray_testruns_reports.xlsx](#)

Filters: test run status

Grouping: test run status

Sample JQL:

```
project = CALC AND issuetype = "Test"
```



Requirement Coverage, per Component

Shows the number of requirements, grouped by requirement status, per component.

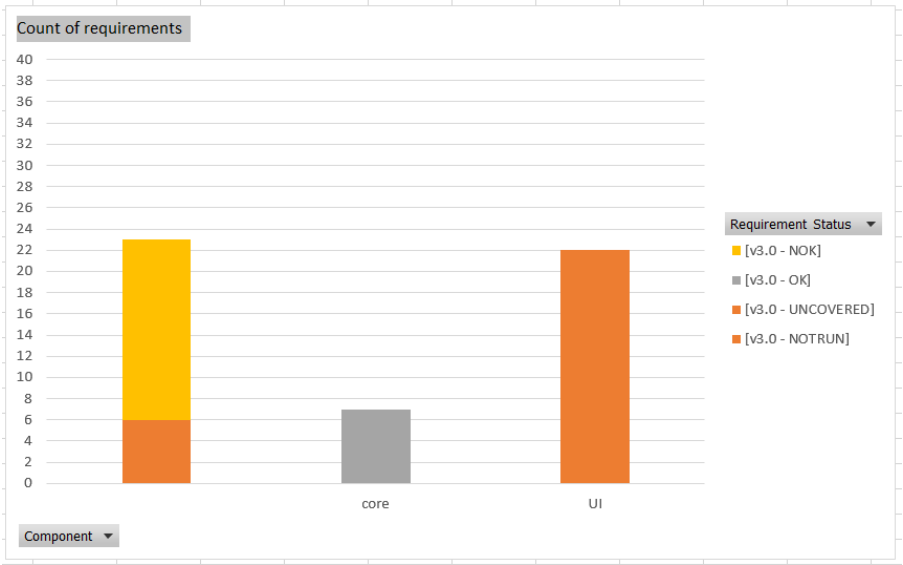
Template used: [Xray_requirements_reports.xlsx](#)

Filters: requirement status

Grouping: requirement status

Sample JQL:

```
project = CALC AND issuetype = "Story" and fixVersion = "v3.0"
```



Requirement Coverage, per Priority

Shows the number of requirements, grouped by requirement status, per priority.

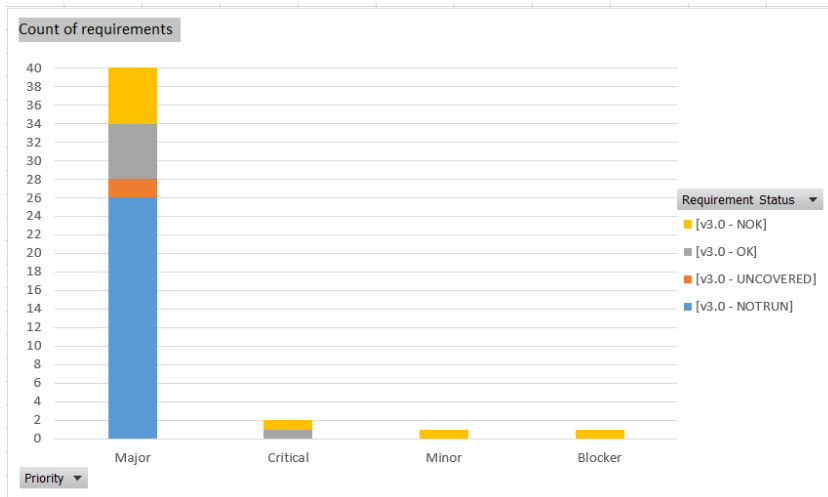
Template used: [Xray_requirements_reports.xlsx](#)

Filters: requirement status

Grouping: requirement status

Sample JQL:

```
project = CALC AND issuetype = "Story" and fixVersion = "v3.0"
```



Sample Templates

Below are sample templates you can use as reference to create your own. You can also check the [Xporter template store](#).

| File | Description |
|--|--|
| Xray_Test_Report.docx | A template that shows the export of a list of Test issues to PDF, docx, etc. using Xporter. It contains the test run status of the Test. |
| Xray_Template_test.docx | A template that shows the basic functionality of Xporter, particularly how a Test issue can be exported and listing its details. |
| Xray_Template_testset.docx | A template that shows the basic functionality of Xporter, particularly how a Test Set issue can be exported, listing its details and of the Tests included in it. |
| Xray_Template_bulk.docx | A template that shows the basic functionality of Xporter, particularly how a Bulk of Test issues can be exported, grouping tests from a Test Set, if available, and the remaining as Standalone. |
| XRAYRequirementTraceabilityMatrixReport.docx | A template that shows how Xporter may be used to create a requirement traceability matrix. |
| Xray_testruns_reports.xlsx | A template that contains multiple test runs-related charts (e.g., test runs per day grouped by status, etc). |
| Xray_requirements_reports.xlsx | A template that contains multiple requirement-related charts (e.g., requirement coverage by priority/component). |