


# Migrations

 **Do you want to migrate from Xray Server/DC to Xray Cloud?**  
Learn more about how to migrate from Xray Server/DC to Xray Cloud at [Jira Cloud Migration Guide](#).

These migrations are part of the [Jira Cloud Migration Assistant](#) which helps Jira users assess and migrate from an on-premise Jira instance (server or data center) to Jira Cloud.
























Xray server app(version >= 5.0.0 ) is available within the official [Atlassian Migration Assistant](#) app. This means that the Xray app data is automatically migrated when a Jira cloud migration plan is created. Only for Xray projects or requirement projects.

Xray Cloud app has added a new page called "Migrations," which is located at the Jira Apps administration page inside of the Xray app section. Here, the Jira cloud admin sees all migration that was performed.

## Migrations





 This page is only available after the first migration.

On this page, the Jira administrator can see all of the migrations that are done or ongoing. There are some details for each one, explained below. To see more detailed information about the migration plan the user just needs to click on the right-side action (details button).

Name	Projects	Created At	Created By	Status	
MIG-9		06 Apr, 2021	<a href="#">Francisco José Santos</a>	 SUCCESS	
MIG-8		06 Apr, 2021	<a href="#">Cláudio Sousa</a>	 SUCCESS	
MIG-7		06 Apr, 2021	<a href="#">Cláudio Sousa</a>	 IN PROGRESS	
MIG-6		06 Apr, 2021	<a href="#">Cláudio Sousa</a>	 READY	
MIG-5	The migrated projects are not available anymore.	06 Apr, 2021	<a href="#">Cláudio Sousa</a>	 READY	
MIG-4		06 Apr, 2021	<a href="#">João Ferreira</a>	 SUCCESS	
MIG-3	The migrated projects are not available anymore.	06 Apr, 2021	<a href="#">João Ferreira</a>	 FAILED	
MIG-2	The migrated projects are not available anymore.	05 Apr, 2021	<a href="#">Francisco José Santos</a>	 FAILED	
MIG-1	The migrated projects are not available anymore.	05 Apr, 2021	<a href="#">Francisco José Santos</a>	 FAILED	

Prev 1 Next

Name	The migration's plan name defined on Jira server.
Projects	All the projects migrated on the migration plan. <b>Note:</b> If a project is deleted after the migration, the project key won't appear on the table, the value will be replaced with a message as shown in the images above.
Created At	The migration's creation time.
Created By	The creator of the migration plan.

Status	The migrations status.	
	 <b>READY</b>	Migration ready to start (Xray Server is sending data to cloud).
	 <b>IN PROGRESS</b>	Migration is ongoing.
	 <b>SUCCESS</b>	Migration is completed.
	 <b>FAILED</b>	Migration failed.

## Migration details

To see detailed information about a migration plan, click on the details button in the last column. This will open a dialog with the migration data. If your migration was successfully completed (with warnings) you will see something like this:

Migration Report - MIG-9

Warnings

Search

Q

Context	Warning
Global Settings	Test step status BEJA already exists on cloud, name changed to BEJA_migrated.
Global Settings	Issue link Relation could not be migrated because link with id on server 10304 does not exist on cloud.

Prev 1 Next

✓

Receiving files from Jira Server

✓

Migrate settings (1/1)

✓

Migrate tests (2/2)

✓

Migrate test sets (1/1)

✓

Migrate preconditions (1/1)

✓

Migrate test plans (1/1)

✓

Migrate test executions (2/2)

✓

Migrate test repositories and test plan boards (0/0)

✓

Migrate test runs (2/2)

✓

Migrate test run activities (7/7)

Close

Warnings can be related to the global settings (i.e. test status already exists on the cloud) or project (i.e. cucumber settings weren't migrated).

In case the migrations are still running, you can check the progress for each entity.

✓ Receiving files from Jira Server

✓ Migrate settings (10/10)

Migrate tests (100/200)



⌚ Migrate test sets (0/0)

⌚ Migrate preconditions (0/0)

⌚ Migrate test plans (0/0)

⌚ Migrate test executions (0/1)

⌚ Migrate test repositories and test plan boards (0/1)

⌚ Migrate test runs (0/2)

⌚ Migrate test run activities (0/11)

⌚ Migrate issue history (0/100)

⌚ Migrate document generator templates (0/10)